
2022 – 23 Course Selection for...



Bur Oak Secondary School

High School Schedule

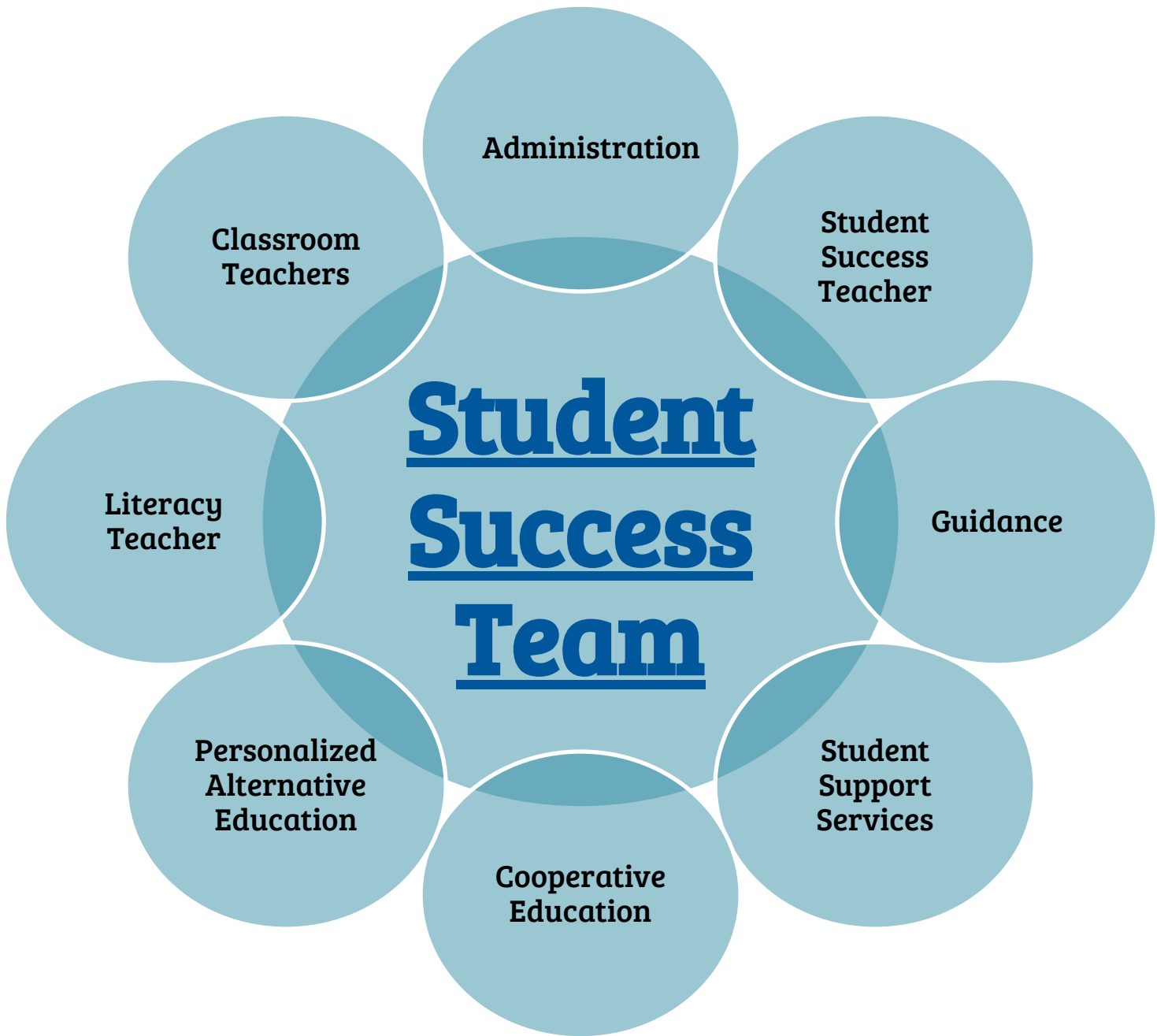
- School year is split into **two semesters**
 - Semester One: September to January (4 classes)
 - Semester Two: February to June (4 classes)
- School day consists of **five 75 minute periods**
 - Four class periods and one period for lunch

Sample Timetable

Period	Time	Semester 1	Semester 2
1	8:15 – 9:35	Geography	English
2	9:40 – 10:55	Mathematics	Business Tech
3	11:00 – 12:15	LUNCH	LUNCH
4	12:20 – 1:35	French	Science
5	1:40 – 2:55	Phys Ed.	Visual Arts

Getting Help in High School





ESL Courses for ELL students

- **ESL courses help students develop skills in English**
- **ESL levels A, B, C, D and E**
 - **Students must complete an ESL assessment with their Grade 8 teacher for placement**
- **Discuss your elective courses with your Grade 8 teacher**
- **Offering ESL science, geography and drama for grade nine**

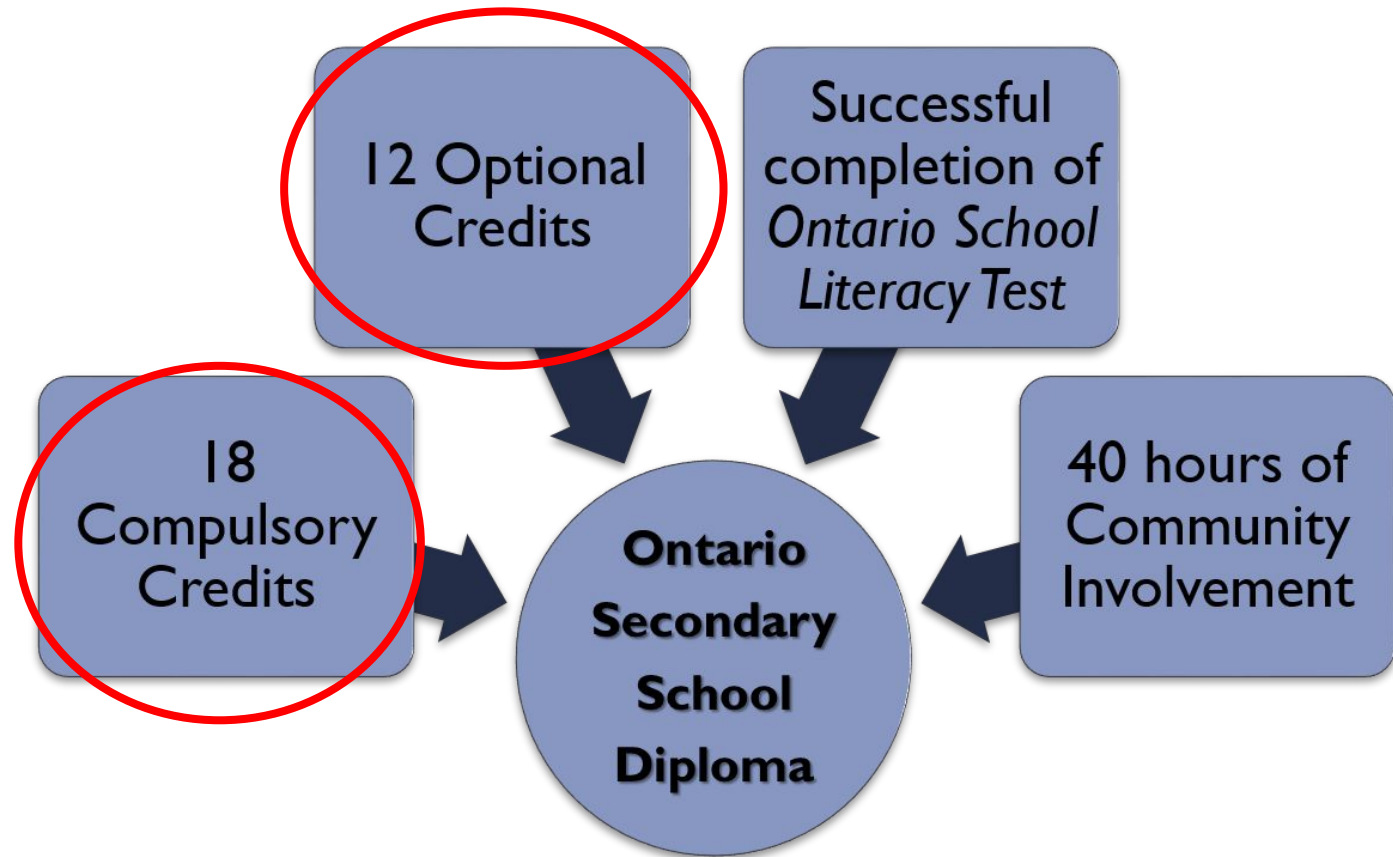
Special Education

- If you have an **Individual Education Plan (IEP)**
 - Bur Oak's Special Education department will be in touch with your grade 8 teacher about next steps
 - You are strongly encouraged to select "***Learning Strategies***" as one of your elective courses

**What do I
need to do
to Graduate
from
High School?**



Diploma Requirements



Earning Credits in Grade 9

Compulsory Courses

- English
- Mathematics
- Science
- Geography
- French
- Physical Education

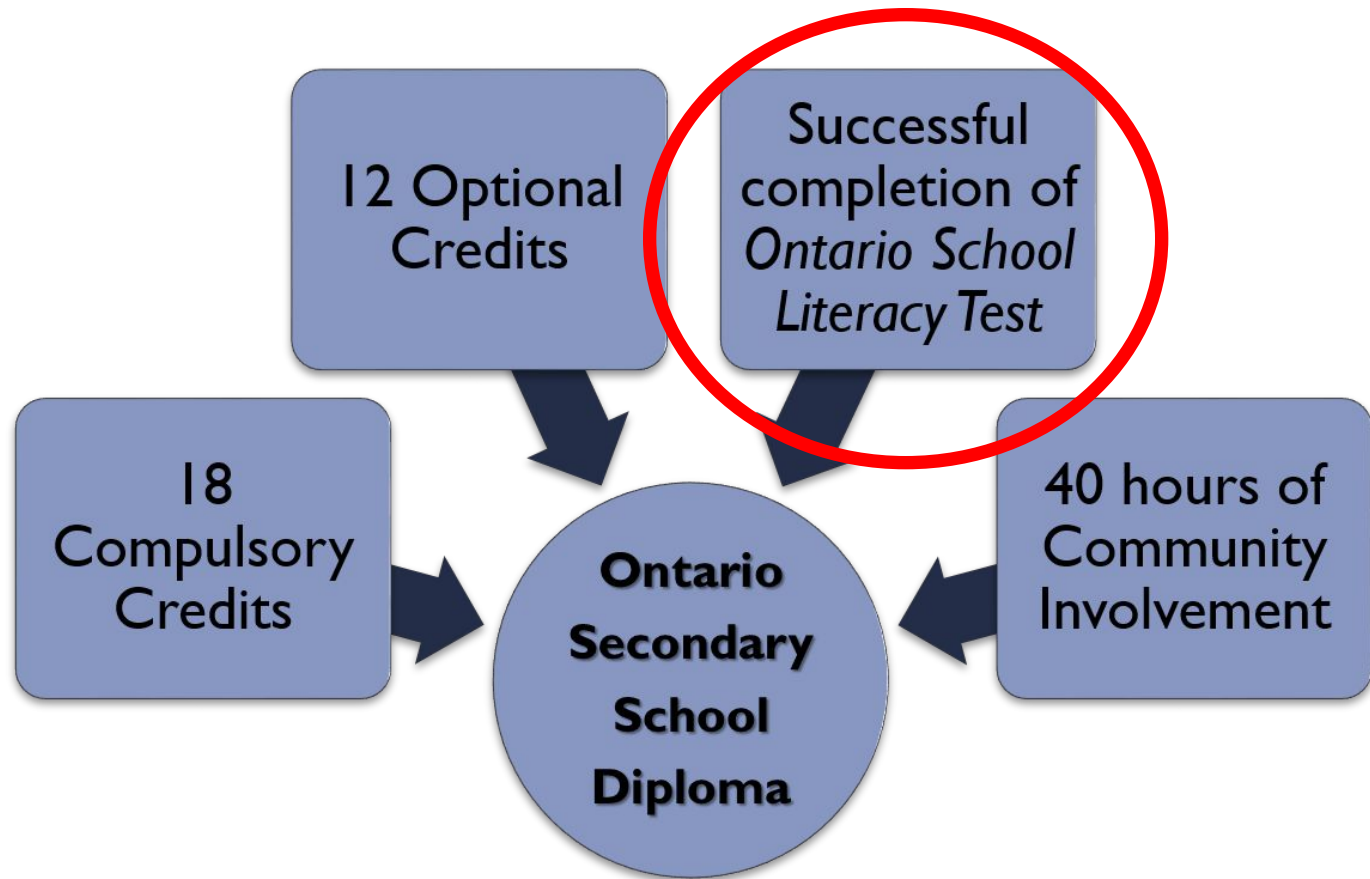
HEY...

***pick two alternatives
you would be happy to
take!***

Elective Courses—TWO!

- Drama
- Exploring Technologies
- Cosmetology
- Exploring Family Studies
- Intro to Business
- Intro to Business Technology
- Music – Vocal, Keyboarding, Piano, or Instrumental (band)
- Repertoire
- Visual Arts
- Non-Traditional Art

Diploma Requirements

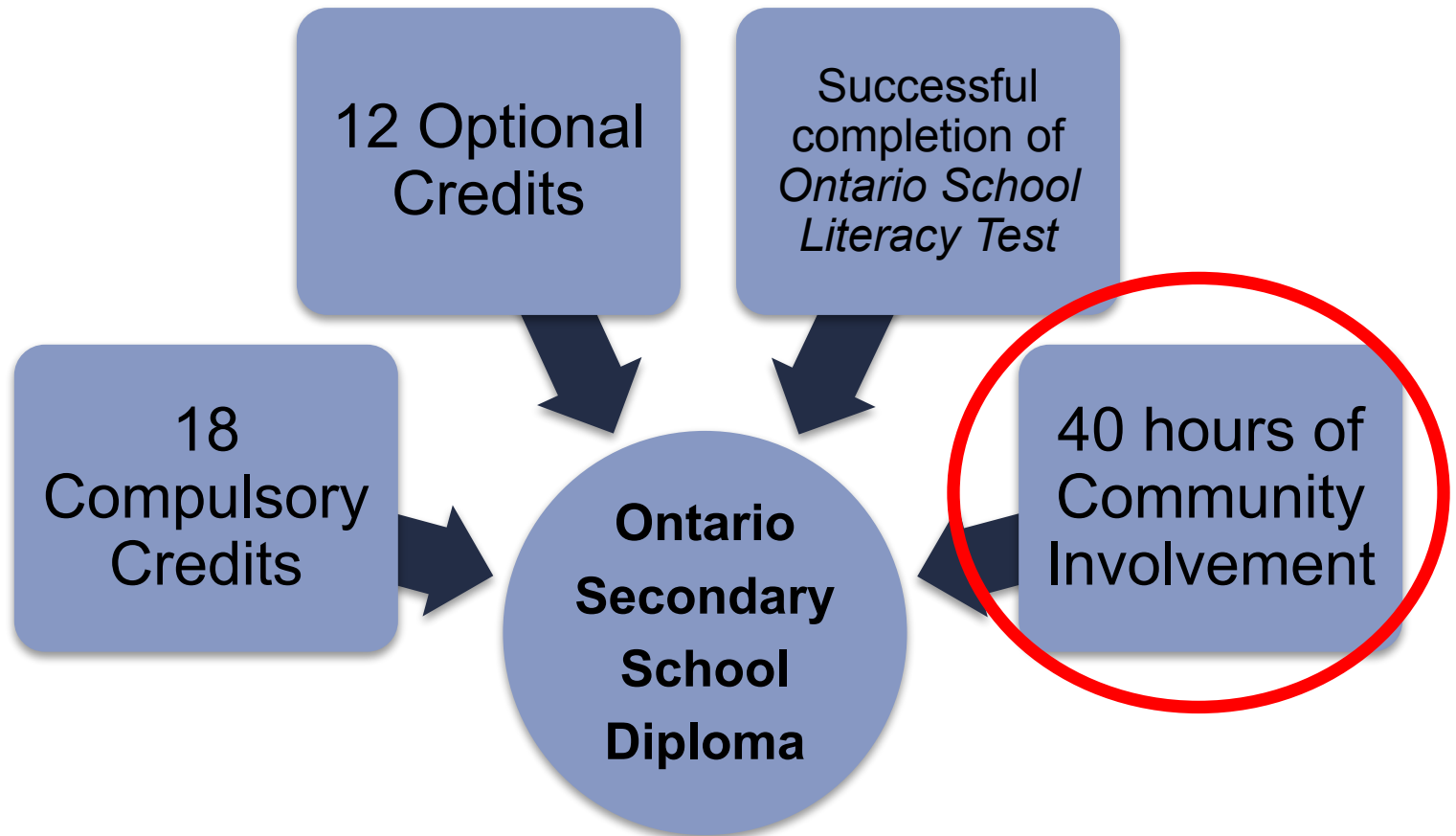


Literacy Test (OSSLT)

- Write in spring of Grade 10 year
- Reading and writing expectations up to and including grade 9
- Don't worry - we will help you prepare!



Diploma Requirements



Community Involvement

- 40 hours is required
- Why?
 - Encourages community values and participation
 - Begins your professional network
 - Reinforces the importance of volunteerism
- Keep records of your activities
 - Forms are available in guidance or online

You can start in the summer after grade 8!



BOSS 49ers Club

- Recognition for students who complete their 40 hours by the end of their grade 9 year
- 49ers receive:
 - a special certificate
 - Top three: recognition in our Awards assembly



**“How do I
know what
courses to
take?”**



1. IPP Pathways Planning

- **Your IPP in myPathway Planner helps you:**
 - Identify your strengths and interests
 - Explore opportunities
 - Set goals for the future



myBlueprint

How to get started

Careers | Newsroom | Contact Us | Feedback | BWW Login

Staff: --Select an Application--

Google Custom Search Search

Home About Us Board of Trustees Schools Programs & Services Students Parents Community

You Are Here: [Home](#)

Google™ Translat

[Message from the Chair](#)
Corrie McBain

[Message from the Director](#)
Louise Sirisko

Choose YRDSB Register Now!

Online Tools

[Student Tools & Resources](#)

[my PATHWAY planner](#) [Individual Pathways Plan & Online Course Selection](#)

[School Year Calendar](#)
Elementary & Secondary Learning Calendars

York Region
DISTRICT SCHOOL BOARD
Inspire Learning!

my PATHWAY planner

Please log in before to access MyPathwayPlanner

Domain:

User name:

Password:

2. myPathway Planner

Surveys - Get to know yourself!

Learning Styles

Do you remember what you read? Are you good at remembering names? Everyone has different styles of learning they like best. What are yours?

[View Report](#)[Add to Portfolio](#)

Personality

You are a unique individual; but we all have personality traits that are similar to others. Understand your personality to find opportunities that fit your type well.

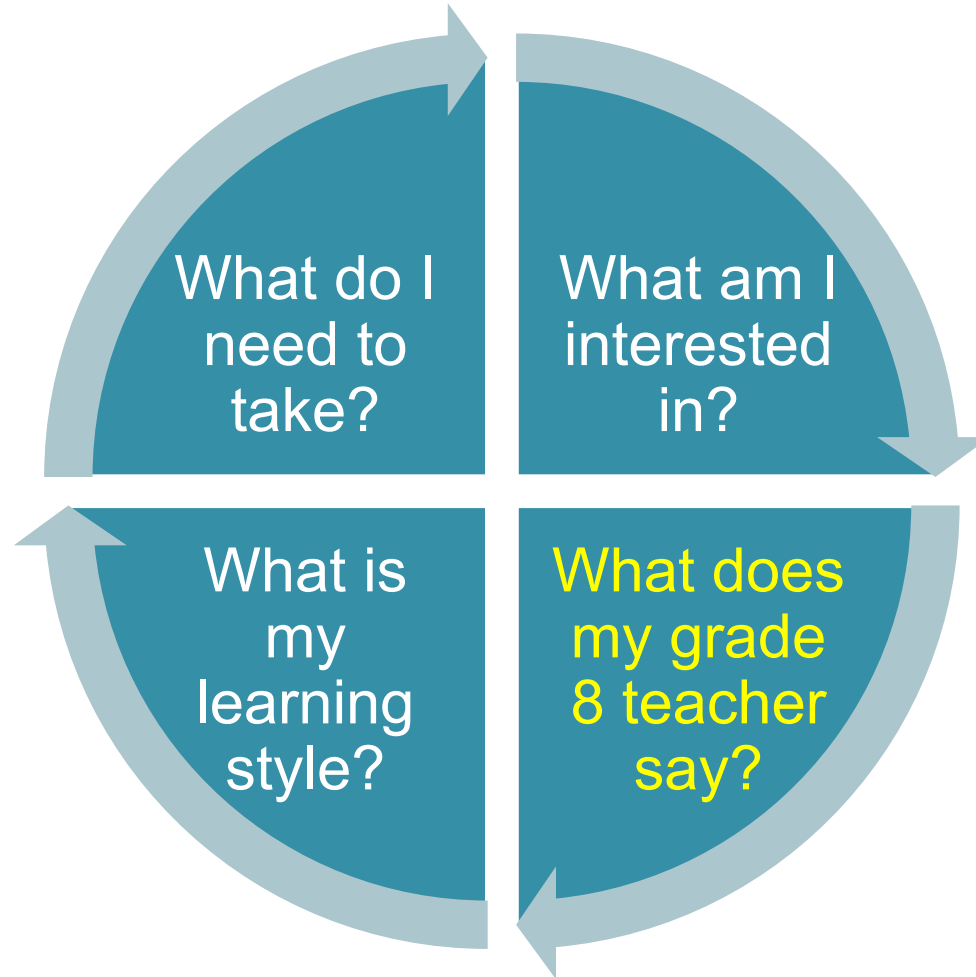
[View Report](#)[Add to Portfolio](#)

Interests

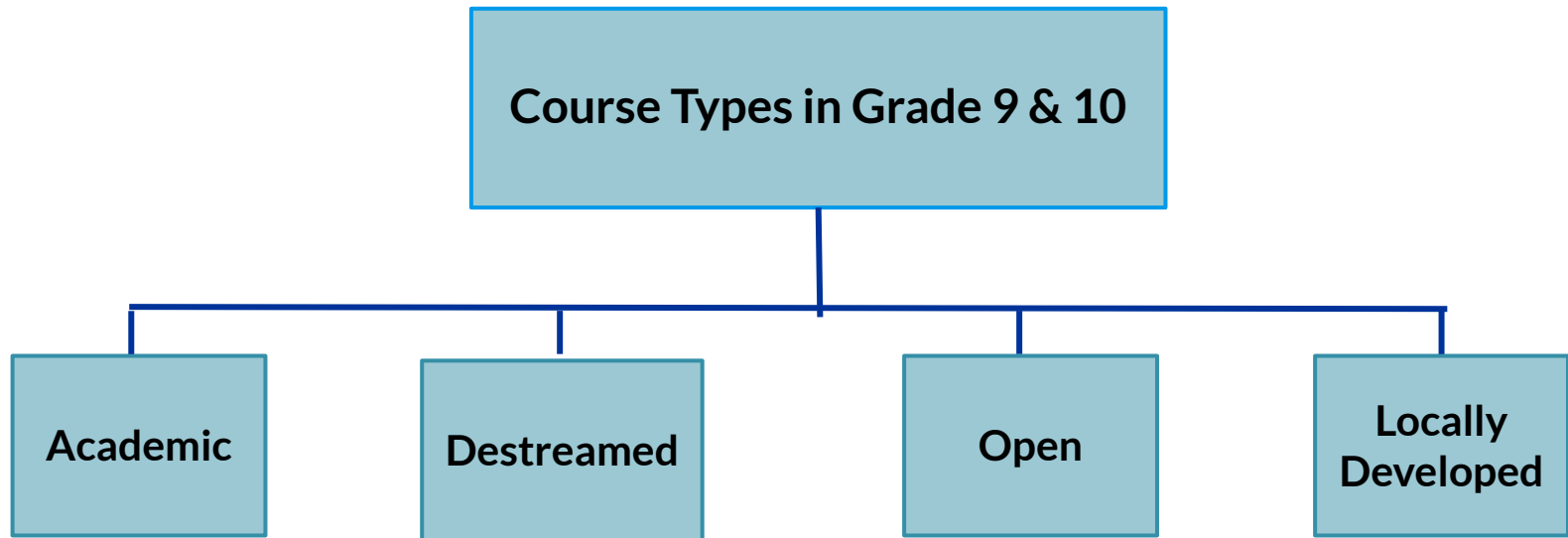
What captures your interest? When you're doing the stuff you enjoy and are interested in, you'll be happier and more successful in life.

[View Report](#)[Add to Portfolio](#)

3. Self Reflection



4. The right pathway for YOU



- ❑ not all courses have to be the same level
 - ❑ you can move between levels
 - ❑ all destinations are possible

Course Levels - Grade 9

Course type	Details
DESTREAMED	<ul style="list-style-type: none">• offered in the following course for 2022-23: Math and Science• additional compulsory courses may be offered as destreamed for next year• maximum class size currently 25. Will be confirmed for 2022-23.
ACADEMIC	<ul style="list-style-type: none">• offered in the following compulsory courses: English, French, Geography, as well as Grade Ten Science, Math and History for 2022-23• maximum class size of 29
LOCALLY DEVELOPED	<ul style="list-style-type: none">• may be offered in the following compulsory courses: Science, Math, English, History• maximum class size of 16• placement determined through an IPRC meeting
OPEN	<ul style="list-style-type: none">• offered in the following compulsory courses: French, Physical Education, Arts, Civics/Careers and all remaining grade 9&10 electives• maximum class size of 29 (exception Technology courses)

It is common for students to select a combination of academic courses.

Course Levels- Grade 9

Academic

English
Geography
French

Locally Developed

English
Math
Science
Geography

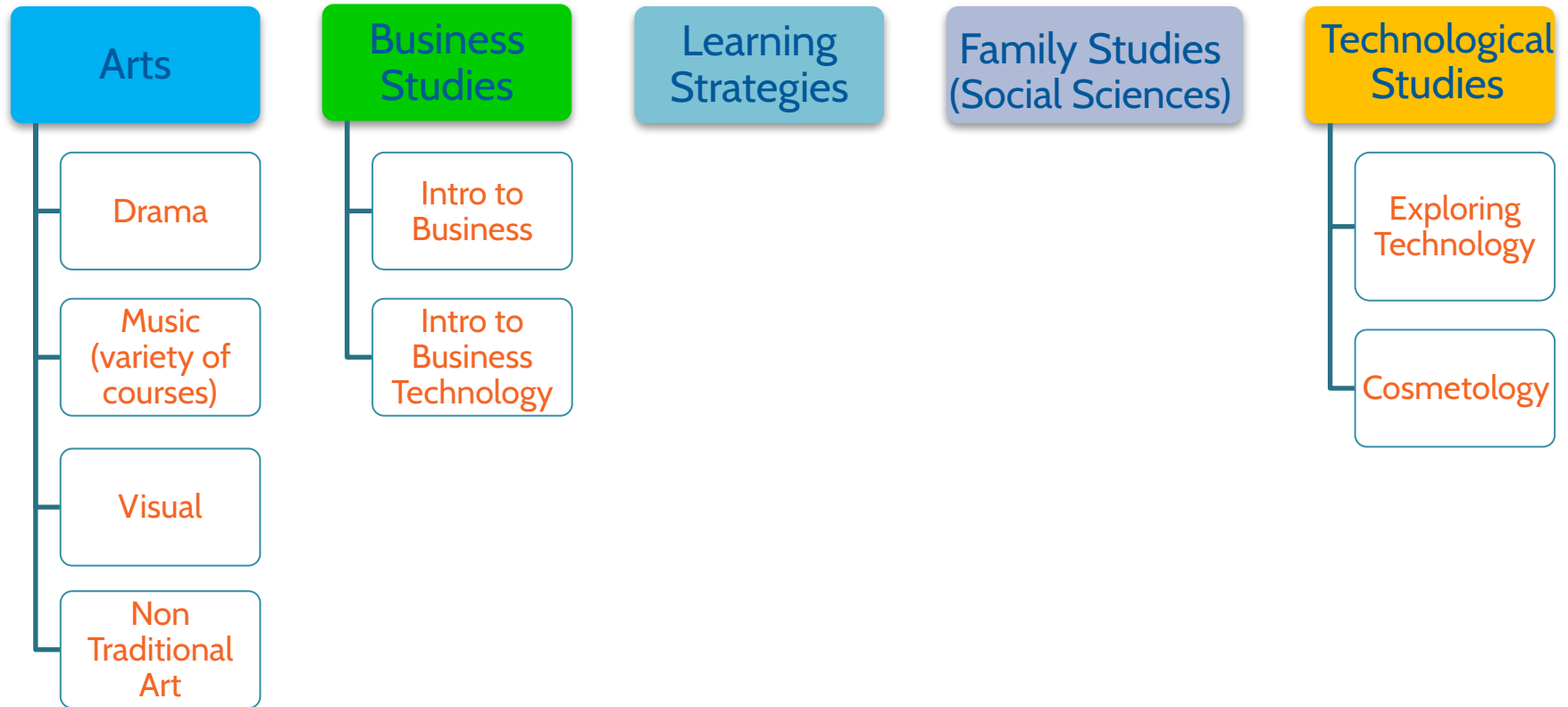
Destreamed

Math
(introduced in
2021-22)
Science
(scheduled
for 2022-23)

Physical Education is the same for all students. Gender Specific or Coed

School boards are waiting on more details from the Ministry of Education regarding destreamed courses for the 2022-23 school year

Elective Courses for Grade 9



For more information about grade 9 electives visit our [Bur Oak Open House Virtual Tour](#)

Course Selection:



Reminders:

- All grade 9 students take 8 courses
- Select:
 - 6 compulsory
 - 2 electives
 - 2 alternatives
- ELLs need to select 2 English credits
- Students with IEP may want Learning Strats.
- If you choose vocal or instrumental music, you need to decide about AMR (9th credit)

Go to: www.yrdsb.ca

The screenshot shows the homepage of the York Region District School Board. At the top left is the logo for York Region District School Board. To its right is the slogan "Inspire Learning!". On the far right, there are links for "Careers", "Newsroom", "Contact Us", "Feedback", and "BWW Login". Below these links is a dropdown menu for "Staff" with the text "--Select an Application--". A search bar with "Google Custom Search" and a "Search" button is also present. A navigation menu below the search bar includes "Home", "About Us", "Board of Trustees", "Schools", "Programs & Services", "Students", "Parents", and "Community". Below the navigation menu, there is a "You Are Here" breadcrumb showing "Home" and a "Google Translate" button. The main content area features several sections: "Message from the Chair" by Corrie McBain, "Message from the Director" by Louise Sirisko, a "Choose YRDSB Register Now!" banner, and an "Online Tools" section with links to "Student Tools & Resources", "my PATHWAY planner", "Individual Pathways Plan & Online Course Selection", and "School Year Calendar Elementary & Secondary Learning Calendars". A black arrow points from the "Students" menu item to the "my PATHWAY planner" link.

Log in with your school account

The screenshot shows the login page for the my PATHWAY planner. At the top is the logo for my PATHWAY planner. Below the logo, it says "Please login below to access MyPathwayPlanner". There are three input fields: "Domain:" with a dropdown menu showing "EDU (Students and Teachers)", "User name:", and "Password:". A "Login" button is located at the bottom right of the form.

Go to: *High School, then Plan*

The screenshot displays a student account interface. On the left is a dark blue sidebar with a navigation menu. The 'High School' menu item, which includes a school building icon, is circled in red. The main content area has a light blue header with 'Student Account' and a 'Gr. 9' dropdown menu. Below the header, the 'High School' section is active, with a 'Plan' sub-menu item also circled in red. The 'Plan' sub-menu is expanded, showing a search bar for 'Bur Oak S.S.' and filter options for 'Grade' and 'Discipline'. A search box labeled 'Search Courses...' is also present. Below the filters, a list of course categories is shown, each with a blue downward arrow icon: Arts, Business Studies, Canadian and World Studies, Career Studies/Civics, Computer Studies, Cooperative Education, and Dual Credit.

Student Account

Gr. 9

High School

Plan Courses

Bur Oak S.S.

Filters

Grade

Discipline

Search Courses...

Arts

Business Studies

Canadian and World Studies

Career Studies/Civics

Computer Studies

Cooperative Education

Dual Credit

Select Courses: Click for Steps

High School

Plan Courses

Bur Oak S.S. [Course Calendar](#) [View Plans](#)

Your courses are Not Submitted

Step 1 Add Courses **Step 2** Review Courses **Step 3** Submit Courses [Review Course Selections](#)

Grade 9 Next Year	Grade 10 Plan Ahead	Grade 11 Plan Ahead	Grade 12 Plan Ahead
+ English	+ English	+ English	+ English
+ Mathematics	+ Mathematics	+ Mathematics	+ Course
+ Science	+ Science	+ Course	+ Course
+ French As a Second ...	+ History	+ Course	+ Course
+ Geography	+ Career Studies/Civics	+ Course	+ Course
+ Health and Physical ...	+ Course	+ Course	+ Course
+ Course	+ Course	+ Course	+ Course
+ Course	+ Course	+ Course	+ Course

Alternates

- + Alternate
- + Alternate

Graduation Indicator

Planned _____ 0
Earned _____ 0
Required _____ 0/30
Total Credits _____ 0

[View Progress](#)

SHSM Planner

Your school offers 5 Specialist High Skills Majors

[Learn More](#)

Pathway Eligibility

Add more course(s) to unlock Post-Secondary Eligibility

Click: Review Course Selection

Official High School Plan ● [Course Calendar](#) [View Plans](#) **Graduation Indicator**

✖ Your courses are **Not Submitted**

1 Step 1 Add Courses **2** Step 2 Review Courses **3** Step 3 Submit Courses **Review Course Selections**

Grade 9 Next Year	Grade 10 Plan Ahead	Grade 11 Plan Ahead	Grade 12 Plan Ahead
English ENG1D1 • 1 Credit	+ English	+ English	+ English
Foundations of Mathe... MFM1P1 • 1 Credit	+ Mathematics	+ Mathematics	+ Course
Science SNC1D1 • 1 Credit	+ Science	+ Course	+ Course
Learning Strategies I - ... GLS1O1 • 1 Credit	+ History	+ Course	+ Course
Dance ATC1O1 • 1 Credit	+ Civics	+ Course	+ Course
Healthy Active Living ... PPL1O1 • 1 Credit	+ Careers	+ Course	+ Course
Food and Nutrition HFN1O1 • 1 Credit	+ Course	+ Course	
Issues in Canadian Ge... CGC1D1 • 1 Credit	+ Course	+ Course	


Graduation Indicator

Planned _____ 8
Completed _____ 0
Total Credits _____ 8

View Progress

Pathway Eligibility

Apprenticeship _____ 2
College _____ 0
University _____ 0
Workplace _____ 0



Submit After you show Your Teacher

Review Courses

! Review your course selections before submitting. Once submitted, you can no longer make changes in myBlueprint.

Step 1 Add Courses 2 Review Courses 3 Submit Courses

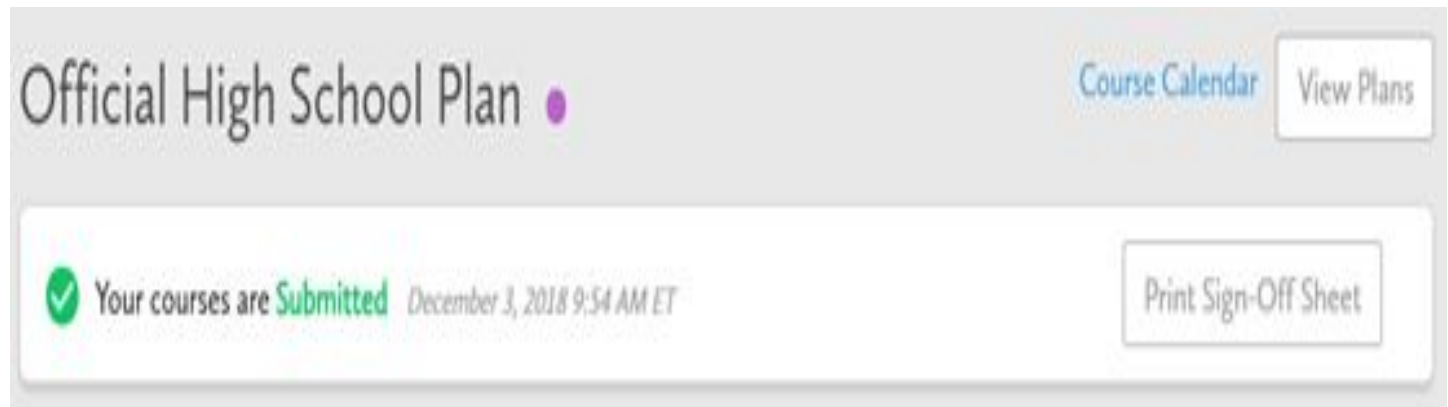
Submit Course Selections


1 Review Course Selections

<input checked="" type="checkbox"/>	ENG1D1 English	No Issues
<input checked="" type="checkbox"/>	MFM1P1 Foundations of Mathematics	No Issues
<input checked="" type="checkbox"/>	SNC1D1 Science	No Issues
<input checked="" type="checkbox"/>	GLS1O1 Learning Strategies I - Skills for Success in Secondary School	No Issues
<input checked="" type="checkbox"/>	ATC1O1 Dance	No Issues
<input checked="" type="checkbox"/>	PPL1OM Healthy Active Living Education	No Issues
<input checked="" type="checkbox"/>	HFN1O1 Food and Nutrition	No Issues


This Selection gets “locked”

Changes can only be made by BOSS now



Official High School Plan 

[Course Calendar](#) [View Plans](#)

 Your courses are **Submitted** *December 3, 2018 9:54 AM ET*

[Print Sign-Off Sheet](#)

Choose Carefully

- **Little flexibility to change your courses once the timetable is made**
 - **Avoid disappointment – talk with your Grade 8 teacher(s);**
 - **Reflect on your interests and academic skills to make good choices**

Next Steps

- **Confirm course verification - Information will be sent in March**
- **Ambassador visits in the spring**
- **Registration in last week of August;
Orientation in September**