







# SCHOLARSHIPS – HELPFUL TIPS

What you may want to  
know



# What could they be looking for?





- Community Involvement
  - Leadership and Initiative
  - Character Traits
  - Academics
  - Financial Need
  - Membership from a distinct cultural group or local community
- 
- 
- 
- 

# Starting Out – Review and Track Your Work

<b>Title</b>	<b>Organization</b>	<b>Start Date</b>	<b>End Date</b>	<b>Notes</b>
Ambassador	BOSS	9/17	Present	
Convenor	BOSS Athletics	9/16	10/18	
Volunteer Assistant	Community Fair	9/17	9/17	







## Starting Out – Research

- Seek application requirements based on criteria
  - Academic, Involvement, Need
  - Seek application requirements based on subject/major of study
  - Seek application requirements based on geographic region
  - Seek both scholarship AND bursary information
  - Research past winners when possible Example
- 
- 
- 
- 



# Scholarship Frequent Challenges




- Mistakes
  - Word Count
  - Rushed
  - Late
  - 1-10-100 Logic
- 
- 
- 
- 

# Scholarship Frequent Challenges

Issue	Challenge	Solution
Mistakes	Grammar and spelling matter. Gives a really poor impression when the stakes are so high!	<ul style="list-style-type: none"><li>• Write in word-based doc for all applications, especially the e-forms.</li><li>• Use multiple editors you can trust.</li></ul>
Word Count	It matters! Some e-forms will limit your response length. Word count is meant to keep your writing clear and to the point. If you go over – they will likely end your submission at the limit.	<ul style="list-style-type: none"><li>• Be aware of the limit for each award</li><li>• Use word count tools in preparation</li><li>• Work on being selective and clear in your writing</li></ul>

# Scholarship Frequent Challenges

Issue	Challenge	Solution
Rushed	Throwing together a poorly constructed response is not a good use of time – the reviewers can tell.	<ul style="list-style-type: none"><li>• Plan and practice writing for general scholarship purposes to build your skill</li><li>• See examples if possible</li><li>• Use a calendar with alerts to remind yourself of deadlines</li></ul>
Late	Dates matter! Don't expect consideration for late submissions.	<ul style="list-style-type: none"><li>• Consider submitting early</li><li>• Use a calendar with alerts to remind yourself of deadlines</li><li>• Build in time for editing and review</li><li>• Build in contingency plans</li></ul>



# 1-10-100 Logic

One  
Recipient



Ten Candidates For  
Consideration








One Hundred Applicants Whose Details May or  
May Not Be Clear and Meet The Criteria













# Writing Tips

- Do not recycle the same letter
  - Know your audience and scholarship target
  - Research the organization/foundation for private scholarships
  - Plan and practice
  - Personal and to the point
  - Use examples that are clear and impressive
  - Stay positive! There's no weakness or challenge – just learning you have experienced to overcome an obstacle
- 
- 
- 
- 
- 







# Writing Considerations

- Answer the question(s) posed
  - Explain the significance of your response
  - Provide philosophy and theory behind your choices
  - Provide evidence to support your candidacy
  - Consider impact of work on the intended group
  - Conclude strongly and concisely
- 
- 
- 
- 
- 







## Try To Avoid

- Opening with a quote
  - Using perfunctory sentences, “In this essay I will...”
  - Using common slang or social language
  - Overusing thesaurus to sound smarter than you seem
  - Rewriting your complete list of accomplishments
  - Explaining why you need money (unless asked)
  - Resubmitting the same “generic application”
- 
- 
- 
- 






# Proofreading Tips

- Mindset – I’m The Best – Let Me Tell You About It!
  - Re-read questions and instructions to catch everything
  - Use word count
  - Read aloud
  - Read with critical eye
  - Find critical friends
- 
- 
- 
- 



# Practice Questions

- In 600 words or less, please tell us about yourself and why you are applying for this scholarship. Please be clear about how this scholarship will help you achieve your personal and professional goals
  - Please give the committee an idea of who you are and why you are the perfect candidate for the scholarship
  - 
  - Describe a book that made a lasting impression on you and your life and why
- 
- 
- 
- 