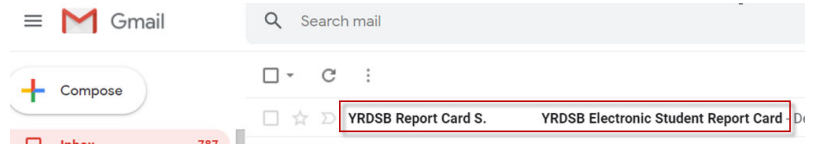


How to Access YRDSB Electronic Report Card via Student YRDSB Google Gmail Account

1. Once you are in your child's YRDSB Google Gmail account, you should see an email with the subject line **YRDSB Electronic Student Report Card**.



2. Open the email and within the body of the email you will find a link. Click on the link (highlighted in screenshot, right).

From: YRDSB Report Card System
Sent: June 24, 2020 9:58 AM
To: [Redacted]
Subject: YRDSB Electronic Student Report Card

Dear [Redacted] and Family:

Below is a link to the electronic version of your Provincial Report Card. Please note that this is an electronic copy of the Report Card. The original version of this Report Card will be filed in the paper-based Ontario Student Record file located at your school once normal school operations resume.

In order to access the report card, please click on the link below. You will be asked for a password. The password is your birthdate in the following format:

YYYYMMDD where YYYY is the birth year, MM is the birth month and DD is the birth date.

Please note if the birth month or date are single digits, please include a 0. For example a student with a birthdate of March 1, 2010 you would enter 20100301

Your report card is available here: <https://inform.secure.yrdsb.ca/index.php/s/5EWWp8g3A4t6>

The link to access the report card will expire on July 29th.

If you are having problems accessing the report card, please contact your teacher or the school office, or complete the request form for report card assistance using this link: <https://forms.gle/CaTkehZVKCVxKrSf7>

Wishing you a safe summer,

3. You will be taken to a secure web site with a login screen where you need to enter a password (and then click the grey arrow or press **Enter**).

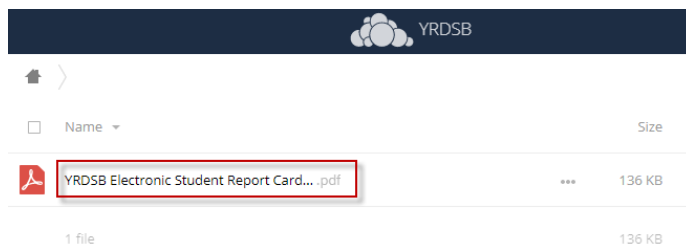


The password is your child's birthdate using the following format:

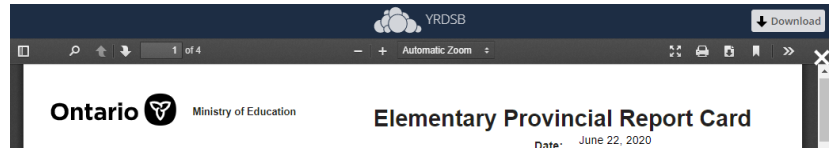
YYYYMMDD where YYYY is the birth year, MM is the birth month and DD is the birth date

Please note if the birth month or date are single digit, please include a 0. For example a student with a birthdate of March 1, 2010 you would enter **20100301**.

4. Once logged in, click **YRDSB Electronic Student Report Card**.



5. Your child's Elementary Provincial Report Card should appear.



6. You can download and save the Report Card by clicking the Download button on the top right-hand banner.



7. If you wish to print off the Report Card and have access to a printer from your computer, click the printer icon in the top right-hand banner.



NOTE: We are unable to support students/parents with the printing of the Report Cards on their personal computer/printers.

8. If you experience issues with the above, please fill out the following YRDSB GAPPS form:

<https://forms.gle/CaTkehZVKCVxKrSf7>