

# Choose to walk, bike, bus or park and walk a block ... or two!



# Heading to School?

Be part of the solution! Children benefit from active, safe school travel each day!

Here are some useful websites to check out:

- [www.saferoutestoschool.ca](http://www.saferoutestoschool.ca)
- [www.schoolbuscity.com](http://www.schoolbuscity.com)
- [www.yrp.ca](http://www.yrp.ca)

And don't forget these too:

- [www.yrdsb.ca](http://www.yrdsb.ca)
- [www.ycdsb.ca](http://www.ycdsb.ca)



Walk Safe.  
Drive Safe.  
Be Safe!



If you live within walking or biking distance to a school, it is recommended that families choose an active travel mode, such as walking or biking, to get to and from school. If you are outside the walking and biking distance, consider having your child take the bus. On occasion, if you decide to drive, parents are encouraged to park legally close to school and walk the last block or two with their child.

## How Can You Help Improve Traffic Conditions Around Schools?

An increasing number of schools throughout York Region are encouraging students and their families to use active travel to school, such as walking or biking instead of driving.

*Active and Safe Routes to School* programs promote increased physical activity, reduced traffic congestion, better air quality and great opportunities to get to know your community and neighbours better!

Physically active children are healthier, able to maintain a healthy body weight, stay focused and learn better at school.

The Regional Municipality of York  
17250 Yonge Street  
Newmarket, Ontario  
L3Y 6Z1

Telephone: 905-895-1231  
Toll Free: 1-877-464-9675

[www.york.ca](http://www.york.ca)



Schools are areas with multiple distractions for both drivers and pedestrians. By driving children to school, drivers may be contributing to heavy traffic volumes and creating unfavourable conditions for pedestrians.





# WALK Safe

Parents can be great role models for their children. Teach children about pedestrian safety as soon as you start walking with them.

In order to safely cross a street on their own, children need three important skills:

1. Be able to decide on a safe crossing route
2. Realistically assess a vehicle's speed
3. Judge safe gaps in traffic in order to cross the street

These skills are usually not developed until children are between age nine and 11. Supervise children who have not yet mastered these skills. (Source: Parachute Canada 2013. National Injury Prevention Organization.)



# Teach Your Child to Cross the Road Safely



- Stand well back on the sidewalk until ready to cross the street
- Use crosswalks and intersections with crossing guards if available
- Make sure vehicles travelling in all directions have come to a complete stop and the road has no visible moving traffic before crossing
- Always make eye contact with the driver
- Walk, do not run
- Walk beside bikes or scooters; do not ride while crossing the road
- Do not wear earphones or text while walking

For older children walking to school, encourage them to walk with a walking buddy. More pedestrians actually heightens driver awareness, which can result in slower speeds and increase safety.



# DRIVE Safe

The real penalty for not obeying traffic regulations is you may risk the safety of children!

BYLAWS AND FINES VARY BY MUNICIPALITY. CONTACT YOUR LOCAL MUNICIPALITY FOR MORE INFORMATION.

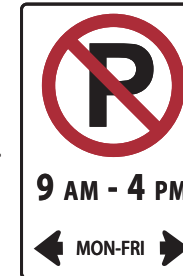
## Signage commonly seen near York Region Schools




Drivers must observe signage and watch for reduced speed limits. Fines may be doubled.



Supervised Crossing. Cross the street here. Obey the crossing guard.



No Parking allowed at the specified times.



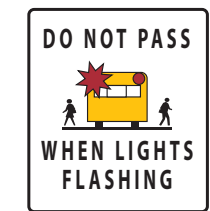
School Zone - observe speed limit.



No Parking in Fire Routes. These need to be clear for emergency vehicles. Fines range from \$100 to \$200.



No Stopping sign means no stopping at all the times specified; except to obey police or danger on the road.



Prepare to stop for a school bus at any time. Fines range from \$400 to \$2,000 with six demerit points for a first offence.

Drivers please be alert whenever driving in a school community. Here are some drive safe recommendations:

- Observe all road signage
- Follow posted speed limits; school zones usually have reduced speeds so drivers can safely stop to allow children to cross the street
- Avoid U-turns, backing up or making three point turns
- Watch for vehicles, pedestrians, bikes, scooters and stopped school buses
- Observe placement of crosswalks, traffic lights and road signage
- Seek out legal parking areas near school for days when you plan to park and walk a block



Booster seats are required by law until your child is 4' 9", eight years old or 80 lbs.