


# EMILY CARR SECONDARY SCHOOL

Course Selection Preparation for  
Students Entering Grade 12 in September 2023



# WE ARE ON INDIGENOUS LAND

Emily Carr Secondary School is located on the traditional territories of the Haudenosaunee and the Huron-Wendat and later was home to Algonquian-speaking Anishinaabeg. This land is covered by Treaty 13 signed with the Mississaugas of the Credit First Nation.

To honour this agreement we will be respectful of their traditions, knowledge and inherent rights as sovereign nations. We recognize that our connection to this land is through the continued relationship with these First Nations, and we acknowledge our shared responsibility to respect and care for the land and waters for future generations.

As members of the Emily Carr Secondary School community, we are grateful to have the opportunity to work and live alongside many First Nations, Métis and Inuit people today in this territory. Finally, we acknowledge the Chippewas of Georgina Island First Nation as YRDSB's partner in education.

# THE GUIDANCE TEAM

**MR FITZGERALD**

**(A - C)**



**MS MILANI**

**(D - N)**



**MS FINELLI**

**(O - Z)**



**MS SOSA**

**(Guidance Secretary)**

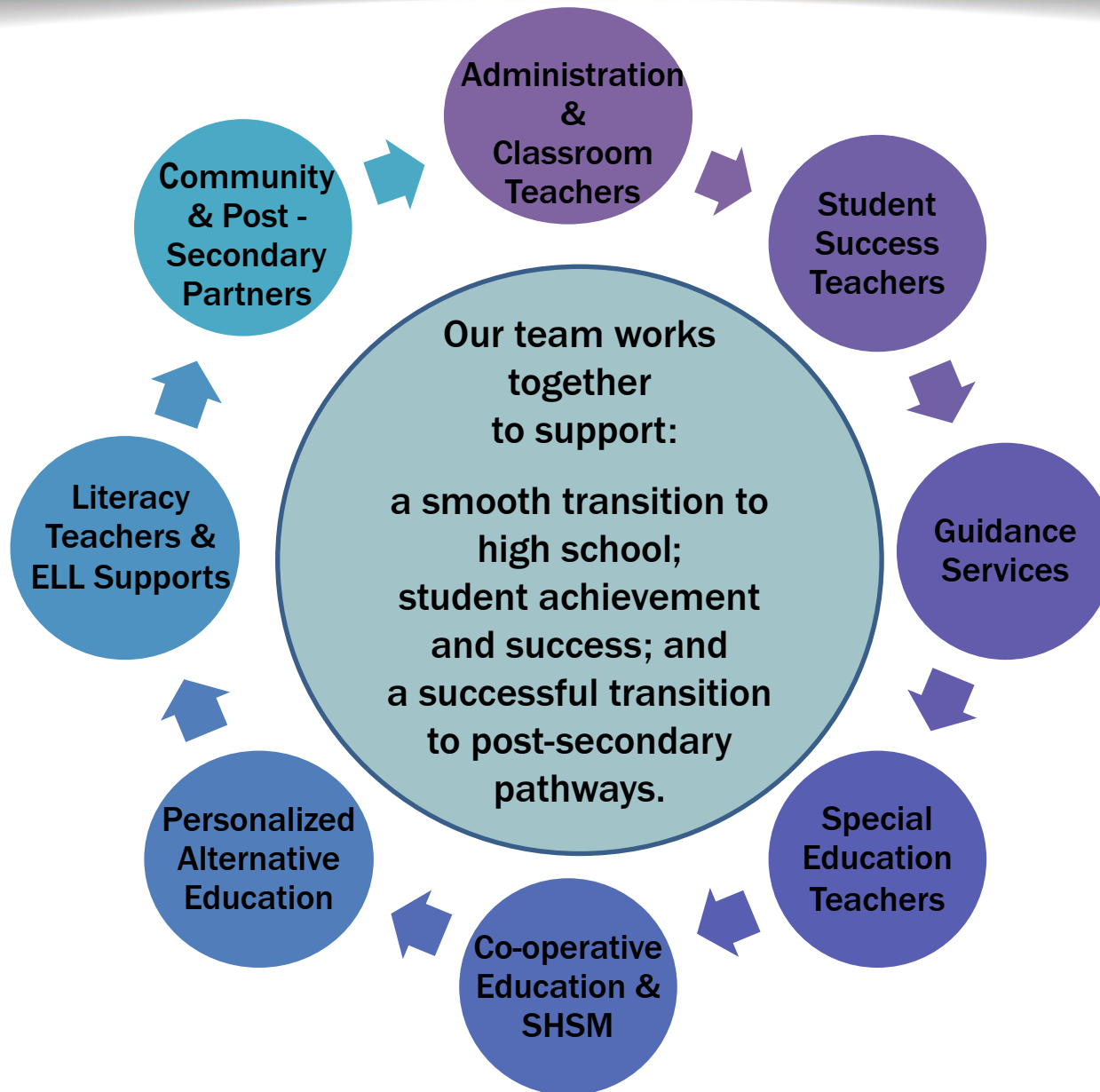


## GUIDANCE SERVICES INCLUDE:

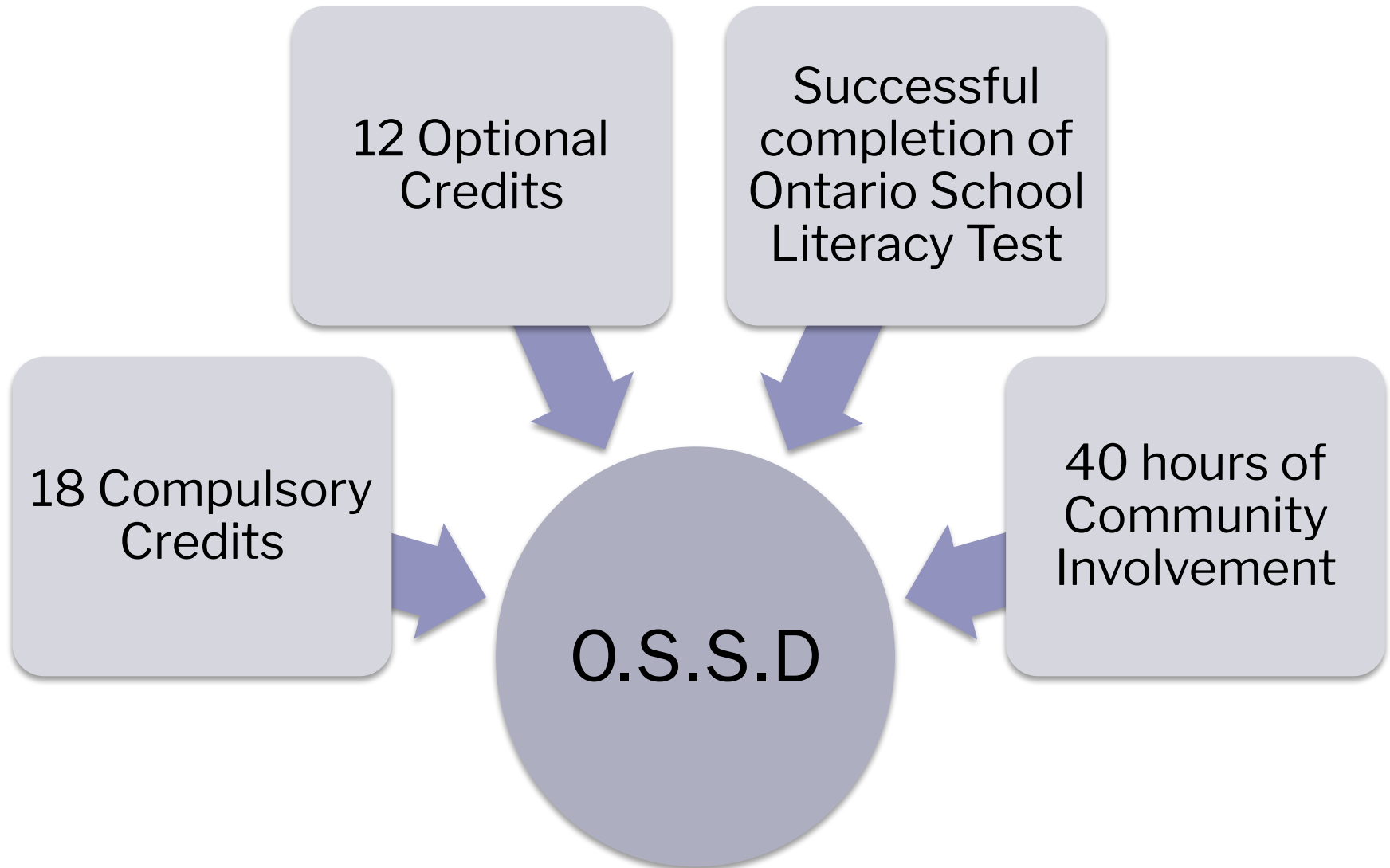
- post-secondary planning
- emotional support
- academic counselling
- referrals to school support services
- grade-specific presentations
- and much so more...



# EMILY CARR SECONDARY SCHOOL TEAM



# DIPLOMA REQUIREMENTS (O.S.S.D.)



# GRADUATION REQUIREMENTS - NEW\*

## Online learning graduation requirement

Beginning with students that entered Grade 9 in the 2020-21 school year, students must be successful in at least two online learning credits to earn their Ontario Secondary School Diploma.


The online learning graduation requirement also applies to adult learners that will be entering the Ontario secondary school system starting in 2023-24 school year.

### Opting Out

Parents/Guardian who wish to opt out or exempt their child from the online graduation requirement must complete the opt-out form available from YRDSB. Exemption from the online learning graduation requirements may be requested by:

- the parent or guardian of the secondary student
- students who are 18 years of age or older
- students who are 16 or 17 years of age and have withdrawn from parental control

# GRADUATION REQUIREMENTS



## What do you need to graduate from high school?

### 30 Credits: 18 Compulsory Credits and 12 Optional Credits

**Compulsory credits are comprised of the following:**

- 4** credits in English (1 credit per grade)\*
- 3** credits in Mathematics (1 credit in Grade 11 or 12)
- 2** credits in Science
- 1** credit in Canadian History
- 1** credit in Canadian Geography
- 1** credit in The Arts
- 1** credit in Health and Physical Education
- 1** credit in French as a Second Language
- 0.5** credit in Career Studies
- 0.5** credit in Civics

**In addition, students must complete:**

- ☒ 12 optional credits†
- ☒ 40 hours of community involvement activities
- ☒ the provincial literacy requirement
- ☒ earn at least two credits through Online Learning \*\*\*\*

**Plus ONE compulsory credit from each of the following groups:**

**Group 1**

- English (including the Ontario Secondary School Literacy Course)
- French as a Second Language, Classical Languages, International Languages
- Indigenous Languages
- Canadian and World Studies
- First Nations, Métis, and Inuit Studies
- Social Sciences and Humanities
- Guidance and Career Education
- Cooperative Education\*\*\*

**and**

**Group 2**

- Health and Physical Education
- The Arts
- Business Studies
- French as a Second Language\*\*
- Cooperative Education\*\*\*

**and**

**Group 3**

- Science (Grade 11 or 12)
- Technological Education
- French as a Second Language\*\*
- Computer Studies
- Cooperative Education\*\*\*

\* A maximum of 3 credits in English as a Second Language (ESL) or English Literacy Development (ELD) may be counted towards the 4 compulsory credits in English, but the fourth must be a credit earned for a Grade 12 compulsory English course.

\*\* In groups 1, 2 and 3, a maximum of 2 credits in French as a Second Language can count as compulsory credits, one from group 1 and one from either group 2 or group 3.

\*\*\* A maximum of 2 credits in Cooperative Education can count as compulsory credits.

\*\*\*\* Families who wish to opt out their child from the Online Learning graduation requirement should speak to their child's school.

† The 12 optional credits may include up to 4 credits earned through approved Dual Credit courses.

‡ Student's achieving an OSSD Red Seal Specialist High Skills Major (SHSM) diploma will have additional requirements based on their particular program.

# GR. 10 ONTARIO SECONDARY SCHOOL LITERACY TEST - OSSLT

- A diploma requirement
- Administered in grade 10
- EQAO has shared that they plan to administer the test online this Spring.
- Accommodations, deferrals, and exemptions may be appropriate for some students
- If the standard is not met in first attempt, schools will provide remedial support; test is re-administered until the student successfully completes the test, or they earn the Grade 12 Literacy Course credit

# COMMUNITY INVOLVEMENT

- A diploma requirement
- Encourages civic responsibility, promotes community values, and reinforces importance of volunteerism
- Complete 40 hours before graduation
- Requires prior approval
- Student responsibility to keep record of activities
- For a list of eligible activities please refer to the YRDSB website at <http://www.yrdsb.edu.on.ca/communityinvolvement> or the Guidance link of the ECSS website for details and to print the form

# FULL TIME STUDENT STATUS

- Students are required to carry a full time course load
- This means Grade 9 – 11 students carry eight courses (four each semester with no study periods)
- Grade 12 students carry a minimum of six courses (three in each semester)
- Students must have earned 24 credits and be in grade 12 before they may have a study period

# FULL DISCLOSURE

- Only successfully completed courses from grades 9 and 10 appear on your transcripts
- All grade 11 and 12 courses that you attempt will appear on your transcript whether you pass them or not
- Ask about the full disclosure date at summer school, night school, or e-learning school if you plan to drop a course and avoid full disclosure

# COURSE PATHWAYS IN GRADES 11 & 12

**E-** Workplace

**C-** College

**M-** University/College

**U-** University

**O-** Open

# PREREQUISITE PLANNING

CODE	COURSE	PREREQUISITE
MCF3M	University/College Functions and Applications	MPM2D or MFM2P
MCR3U	University Functions	MPM2D
ENG3U	University English	ENG2D
AWQ3M	University/College Photography	AVI101 or AVI201, or AWQ201 (strongly recommended)

# POST-SECONDARY PATHWAY

- Apprenticeship & Skilled Trade
- College
- Community Living
- Employment
- Travel
- University
- Volunteering

# APPRENTICESHIP OR SKILLED TRADE

- It is strongly recommended that you take Co-operative Education in grade 11 or 12
- Pay close attention to your Mathematics, Science, and English requirements
- In most cases you will first have to find your own certified employer (Journey Person) to train you
- In some cases you may then go directly to work with your Journey Person

# APPRENTICESHIP OR SKILLED TRADE

- In **some** cases, you may train directly at a college
- In **all** cases, you will have to register with the Ministry of Training, Colleges and Universities (MTCU), and this is where your Co-op teacher can make a world of difference!

# COLLEGE DIPLOMA

By the end of Grade 12, Ontario Colleges will require you to have:

- successfully completed ENG4C
- a mix of C, M, & U type courses
- not just open courses

# UNIVERSITY OR COLLEGE DEGREE

- By the end of Grade 12, you must successfully complete 6 grade 12 courses with a '4M' or a '4U' code
- The average of these 6 courses varies by program and post secondary institution
- Be sure to check the average requirements
- These requirements apply to both University degree programs and to College Degree programs

# ADDITIONAL PREREQUISITE PLANNING

Research your program of interest to ensure you meet the program requirements

Degree Programs:

[www.ontariouniversitiesinfo.ca](http://www.ontariouniversitiesinfo.ca)

Degree and/or Diploma Programs

[www.ontariocolleges.ca](http://www.ontariocolleges.ca)

Apprenticeship

[www.ontario.ca/page/start-apprenticeship](http://www.ontario.ca/page/start-apprenticeship)

# ECSS SCHOOL PROGRAMS

## AT OUR SCHOOL:



**SHSM** - Business  
- Health & Wellness

**DUAL CREDITS** at Centennial college, George Brown college, Humber college, Seneca college and Georgian college





# SHSM PROGRAM



In SHSM students in grade 11 and 12, focus on a career path that matches their skills and interests. Students receive the SHSM seal on their diploma when they:

- earn valuable industry certifications
- Participate in various experiential learning activities and learn about a variety of post-secondary opportunities
- Work with the community around Innovation, Creativity and Entrepreneurship, Coding or Mathematics.





Province of Ontario

Province of Ontario

SPECIALIST HIGH SKILLS MAJOR RECORD

RELEVÉ DE LA MAJORITÉ DES SPÉCIALISTES

Province

Ontario

School

ABC Secondary School

Student Name

Jane Smith

Student Number

123456789

Specialist High Skills Major

Computer Science

Start Date

2016-09-01

End Date

2017-06-30

Completion Status

Completed

Requirement

Grade 11

Grade 12

Grade 13

Grade 14

Computer Science	11	12	13	14
Mathematics	11	12	13	14
English	11	12	13	14
Physical Education	11	12	13	14
Art	11	12	13	14
Music	11	12	13	14
Health	11	12	13	14
Language	11	12	13	14
History	11	12	13	14
Geography	11	12	13	14
Science	11	12	13	14
Technology	11	12	13	14
Entrepreneurship	11	12	13	14
Leadership	11	12	13	14
Community Service	11	12	13	14
Work Experience	11	12	13	14
Industry Certification	11	12	13	14
Post-Secondary Admission	11	12	13	14

Signature of Student

Signature of Teacher

Signature of Principal

Signature of Student

Signature of Teacher

Signature of Principal

Signature of Student

Signature of Teacher

Signature of Principal

Signature of Student

Signature of Teacher

Signature of Principal

Signature of Student

Signature of Teacher

Signature of Principal

Signature of Student

Signature of Teacher

Signature of Principal

Signature of Student

Signature of Teacher

Signature of Principal

Signature of Student

Signature of Teacher

Signature of Principal

Signature of Student

Signature of Teacher

Signature of Principal

Signature of Student

Signature of Teacher

Signature of Principal

Signature of Student

Signature of Teacher

Signature of Principal

Signature of Student

Signature of Teacher

Signature of Principal

Signature of Student

Signature of Teacher

Signature of Principal

Signature of Student

Signature of Teacher

Signature of Principal

Signature of Student

Signature of Teacher

Signature of Principal

Signature of Student

Signature of Teacher

Signature of Principal

Signature of Student

Signature of Teacher

Signature of Principal

Signature of Student

Signature of Teacher

Signature of Principal

Signature of Student

Signature of Teacher

Signature of Principal

Signature of Student

Signature of Teacher

Signature of Principal

Signature of Student

Signature of Teacher

Signature of Principal

Signature of Student

Signature of Teacher

Signature of Principal

Signature of Student

Signature of Teacher

Signature of Principal

Signature of Student

Signature of Teacher

Signature of Principal

Signature of Student

Signature of Teacher

Signature of Principal

Signature of Student

Signature of Teacher

Signature of Principal

Signature of Student

Signature of Teacher

Signature of Principal

Signature of Student

Signature of Teacher

Signature of Principal

Signature of Student

Signature of Teacher

Signature of Principal

Signature of Student

Signature of Teacher

Signature of Principal

Signature of Student

Signature of Teacher

Signature of Principal

Signature of Student

Signature of Teacher

Signature of Principal

Signature of Student

Signature of Teacher

Signature of Principal

Signature of Student

Signature of Teacher

Signature of Principal

Signature of Student

Signature of Teacher

Signature of Principal

Signature of Student

Signature of Teacher

Signature of Principal

Signature of Student

Signature of Teacher

Signature of Principal



<http://bit.ly/YouTubePathways>  
[www.yrdsb.ca/SHSM](http://www.yrdsb.ca/SHSM)

[bit.ly/YRDSBSHSMapp](http://bit.ly/YRDSBSHSMapp)

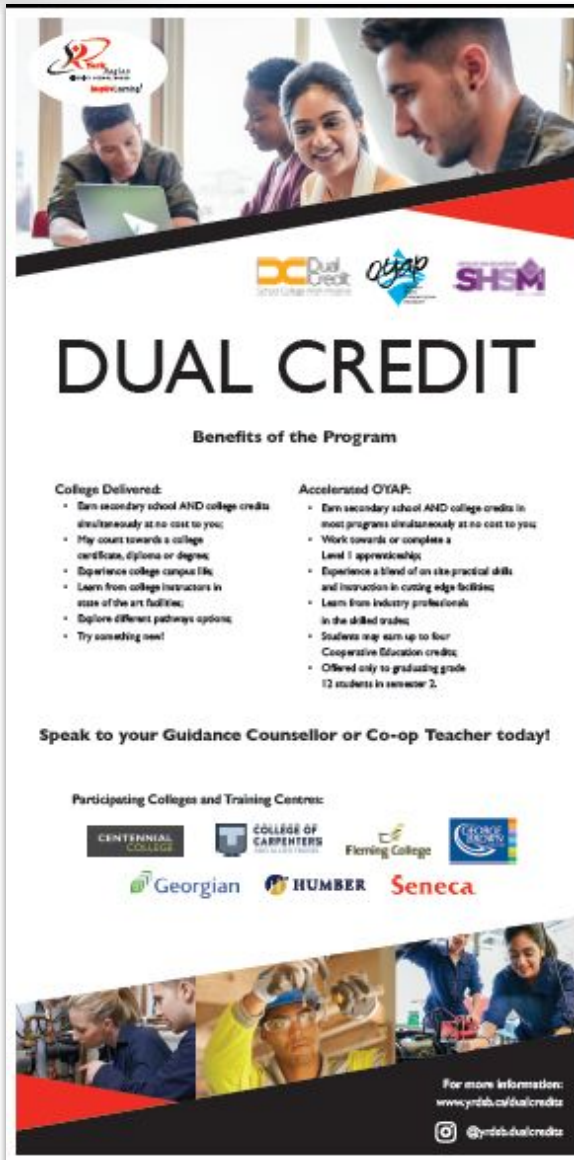


#yrdsbSHSM



yrdsb.pathways

# EARN HIGH SCHOOL AND COLLEGE CREDITS AT THE SAME TIME



**DUAL CREDIT**

Benefits of the Program

**Colleges Delivered:**

- Earn secondary school AND college credits simultaneously at no cost to you;
- May count towards a college certificate, diploma or degree;
- Experience college campus life;
- Learn from college instructors in state-of-the-art facilities;
- Explore different pathways options;
- Try something new!

**Accelerated OYAP:**

- Earn secondary school AND college credits in most programs simultaneously at no cost to you;
- Work towards or complete a Level 1 apprenticeship;
- Experience a blend of on-site practical skills and instruction in cutting-edge facilities;
- Learn from industry professionals in the skilled trades;
- Students may earn up to four Cooperative Education credits;
- Offered only to graduating grade 12 students in semester 2.

Speak to your Guidance Counsellor or Co-op Teacher today!

Participating Colleges and Training Centres:

CENTENNIAL COLLEGE, COLLEGE OF CARPENTERS, Fleming College, Georgian, HUMBER, Seneca

For more information:  
[www.yrdsb.ca/dualcredits](http://www.yrdsb.ca/dualcredits)  
@yrdsb.dualcredits

**DC** Dual Credit  
School College Work Initiative

[www.yrdsb.ca/dualcredits](http://www.yrdsb.ca/dualcredits)

 @yrdsb.dualcredits

**Grade 11 and 12 students**

Earn a high school elective credit  
**AND** a college credit

- **FREE** Tuition, Transportation, Applicable Tools, and Textbooks



# CO-OPERATIVE EDUCATION AND OYAP

*The Co-operative Education program (Co-op) and the Ontario Youth Apprenticeship Program (OYAP) offers an abundance of opportunities for grade 11 and 12 students, to gain career experience working in a position related to their chosen field.*

**ALL WHILE EARNING CREDITS!**

## PROVIDES STUDENTS WITH AN OPPORTUNITY TO:

- develop knowledge, skills, and attitudes through **hands-on experience**
- explore a career in order to make **informed educational and career decisions**
- strengthen **employability skills** and gain **valuable work experience**
- develop **networking** opportunities

## SOME RELATED CAREER PLACEMENTS.....

-Accounting  
-Visual Art  
-Graphic Design  
-Culinary / Baking  
-Chiropractic care  
-Physiotherapy  
-Computer Programming

-Engineering  
-Pharmacy  
-Medical Office  
-Law  
-Veterinarians (Vet clinics and animal hospital)  
-Architecture  
-Dentistry and many, many more.....



# IPP-INDIVIDUAL PATHWAY PLANNER

- As you move through school and in life, you will make many choices about your education and career plans.
- Next year you will continue to work on your Individual Pathways Plan (IPP):
  - ☐ what you have learned about yourself
  - ☐ opportunities available to you
  - ☐ your goals
  - ☐ plans to achieve your goals

# WE'RE HERE TO HELP

WELL BEING



# HOW TO SELECT YOUR COURSES

1. Go to [www.yrdsb.ca](http://www.yrdsb.ca).

Click on the **“My Pathway Planner”** button.

You can also find the **“My Pathway Planner”** button on any school website.


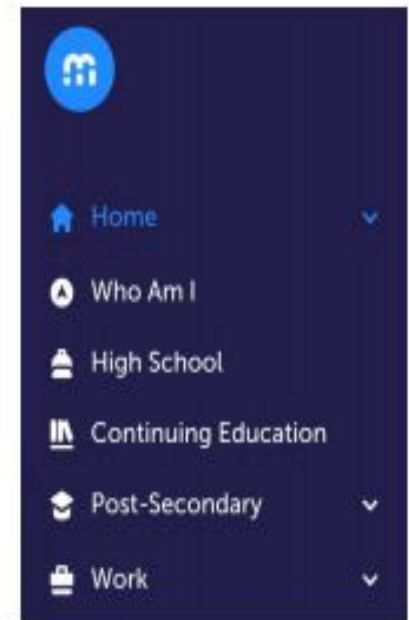


# HOW TO SELECT YOUR COURSES

2. Login using your YRDSB username and password.
3. Using the navigation menu on the left side of your screen, select **"High School"**.



The screenshot shows the login interface for the MyPathwayPlanner. At the top is the York Region District School Board logo with the tagline 'Inspire Learning!'. Below the logo is a box containing the 'my PATHWAY planner' logo and the text 'Grades 7-12 Individual Pathways Plan and Course Selection'. A message states 'Please login below to access MyPathwayPlanner'. The login form includes a 'Domain:' dropdown set to 'SDU (Students and Teachers)', a 'User name:' text field, a 'Password:' text field, and a 'Login' button.



# HOW TO SELECT YOUR COURSES

For the remaining steps, please follow the instruction sheet provided.

**myBlueprint**

ONLINE COURSE SELECTION GUIDE FOR GRADE 8 STUDENTS

This step-by-step guide will help you complete online course selection using the myBlueprint website.

**EXISTING USER?**

1. Visit [www.myblueprint.ca](http://www.myblueprint.ca)
2. Click **Log In** at the top right
3. Enter your email and password, click **Login**

**COURSE SELECTION**

From your **Dashboard**, click on the **Plan Courses** button that appears in the **High School Progress** box. The button will say **Plan Courses** if course submission has not yet been enabled at your school.

**HINT:** Clicking on **Plan Courses** will take you to your **High School Planner** - you can also access this by simply clicking on **High School** from the left hand navigation menu.

**CREATE A HIGH SCHOOL PLAN**

To complete course selection, you must create your first high school plan (if you haven't already)

- From the left navigation menu, click **High School**
- Click on **Add Plan**
- Select the **High School** you plan to attend next year and click **Create New Plan**
- Considering more than 1 high school? You can plan and submit courses for more than 1 high school by clicking **View Plans > Add New Plan**

**1) ADD COURSES FOR NEXT YEAR**

- In High School Planner, click **+ [Course]**.
- In the **Course Selection and Details** screen, explore the available courses.
- Click **Add Course** when you find the course you want.

**HINT:** The **Graduation Indicator** will help you keep track of your progress towards graduation. Click **View Progress** for a list of specific graduation requirements.

Your courses are **Not Submitted** Not returning next year?

Step 1 Add Courses Step 2 Review Courses Step 3 Submit Courses **Review Course Selections**

2022-2023 [www.myblueprint.ca](http://www.myblueprint.ca)

**myBlueprint**

ONLINE COURSE SELECTION GUIDE FOR GRADE 8 STUDENTS

**2) REVIEW COURSES** – When you are ready to submit your course selections, click the blue **Review Course Selections** button and give your course selection one final look over.

**1 Review Course Selections** **2 Add Comments**

ENG2P1 English  
MEM2P1 Foundations of Mathematics

Step 1 Add Courses Step 2 Review Courses Step 3 Submit Courses **Submit Course Selections**

**NOTE:** If available, you can use the "Add Comments" section to explain any issues to your guidance counsellor (i.e. taking the prerequisite in night school, or summer school)

**3) SUBMIT COURSES** – Once you've carefully reviewed the **Details** page to ensure that you are meeting the requirements for the courses you have selected and that the courses that appear are correct, click on **Submit Course Selections**. Please note that you will not be able to modify your course selections once submitted (unless your guidance counsellor re-allows submission)

**4) EMAIL PARENT/GUARDIAN APPROVAL** – After submitting your course selections, you will have to:

- Click the blue **Send Approval Email** to email your parent/guardian to approve your course selections
- Please ensure your parent/guardian clicks the **Approval Button** in their email to confirm your course selections

1 Email your parent/guardian so that they may confirm your selections

Step 1 Add Courses Step 2 Review Courses Step 3 Submit Courses **Send Approval Email**

**YOU'RE DONE!**


You will receive confirmation of your course selections in the **Spring**.


2022-2023 [www.myblueprint.ca](http://www.myblueprint.ca)


# HOW TO SELECT YOUR COURSES


**EMAIL PARENT/GUARDIAN APPROVAL** – After submitting your course selections, you will have to:

- Click the blue **Send Approval Email** to email your parent/guardian to approve your course selections
- Please ensure your parent/guardian clicks the **Approval Button** in their email to confirm your course selections


 Email your parent/guardian so that they may confirm your selections

 Step 1  
Add Courses

 Step 2  
Review Courses

 Step 3  
Submit Courses

Send Approval Email



# NEW FOR THIS SCHOOL YEAR

## **NEW THIS YEAR:**

**Grade 11 and grade 12 students, will have the option to select:**

Online Learning Credits (2 credits)

OR

Online Learning Credits OPT-OUT Feature

# IMPORTANT DATE

Deadline for **Course Selections**, with parent/guardian approval, is....

**FRIDAY, FEBRUARY 24, 2023.**

Please note that once submitted, changes can only be updated at course verification time in the Spring.

# VERIFICATION

A red rectangular stamp with a double border, tilted slightly upwards to the right. Inside the stamp, the words "ALL DONE!" are written in a bold, red, sans-serif font.

**You will receive confirmation of your  
Course Selections in the Spring.**

# COURSE CONSULTATIONS

Departments will be available to answer any question you may have about your pathway or specific courses the **on Wednesday, February 15th during the lunch hour.**

A mini fair will be held outside of the  
Library Learning Commons.

Don't hesitate to pop by the Guidance Office, attend the Guidance Pop-Up Shop, or schedule a Guidance appointment should you need any additional support.

# CONSIDERING A SUMMER SCHOOL COURSE?

- If you are considering taking a summer school course, you must still select that compulsory course for your next year's course selection.
- Summer school registration is available in the early spring.
- Once you have registered for summer school, you then have the option to complete a Course Substitution Request form to remove that course from your timetable, and select another course.