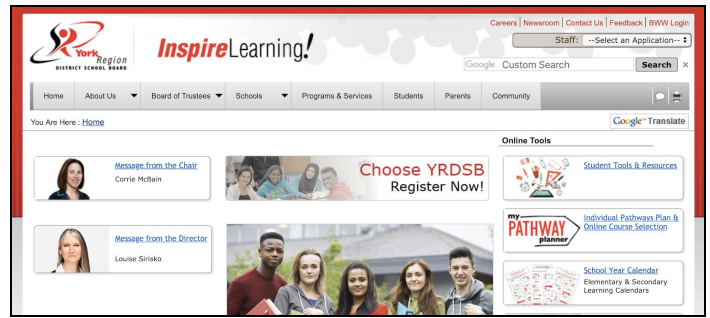


# COURSE SELECTION FOR STUDENTS IN GRADES 9-12

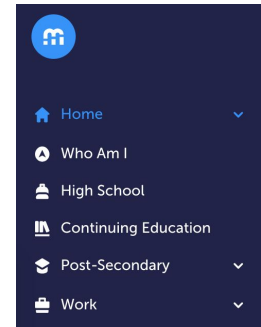

1. Go to [www.yrdsb.ca](http://www.yrdsb.ca).

Click on the **“My Pathway Planner”** button.

You can also find the **“My Pathway Planner”** button on any school website.



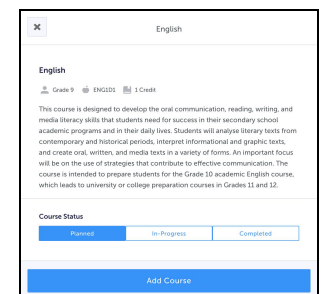
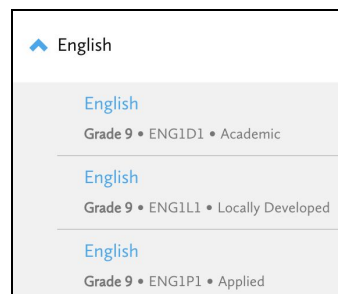
2. Login using your YRDSB username and password.
3. Using the navigation menu on the left side of your screen, select **“High School”** to see your **“Official High School Plan”**.



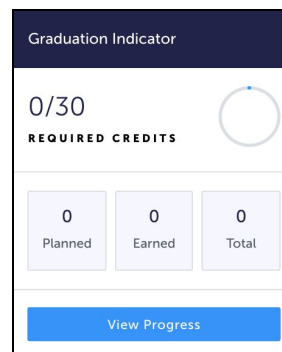
4. Review the courses in the previous and current year columns. In the next grade column of your planner, click **+ [Course]**.

Grade 9 Completed	Grade 10 Completed	Grade 11 Current Year	Grade 12 Next Year
English ENG1D1 • 1 Credit • 77%	English ENG2D1 • 1 Credit • 79%	Functions MCF3U1 • 1 Credit • 70%	+ English
Principles of Mat... MPM2D1 • 1 Credit • 80%	Principles of Math... MPM2D1 • 1 Credit • 80%	Financial Accounti... BAF3M1 • 1 Credit	+ Course
Science SNC1D1 • 1 Credit • 77%	Science SNC2D1 • 1 Credit • 80%	Understanding Ca... CLU3M1 • 1 Credit	+ Course
Core French FSF1D1 • 1 Credit • 80%	Canadian History ... CHC2D1 • 1 Credit • 77%	Core French FSF3U1 • 1 Credit	+ Course

5. Review the courses in the subject discipline, and then click **“Add Course”** when you find the course you want.

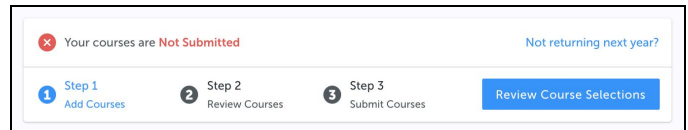


6. The **Graduation Indicator** will help you keep track of your progress towards graduation. Click **“View Progress”** for a list of specific graduation requirements.

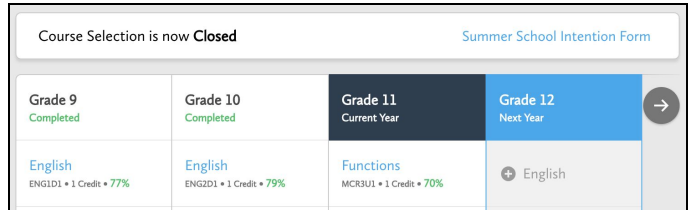


	Planned	Earned	Required
4 Credits in English (1 credit per grade)	0	0	0/4
1 Credit in French As A Second Language	0	0	0/1
3 Credits in Mathematics (at least 1 credit at the grade 11 or grade 12 level)	0	0	0/3
2 Credits in Science	0	0	0/2
1 Credit in Arts	0	0	0/1
1 Credit in Health and Physical Education	0	0	0/1
0.5 Credit in Civics	0	0	0/0.5
0.5 Credit in Guidance and Career Education	0	0	0/0.5

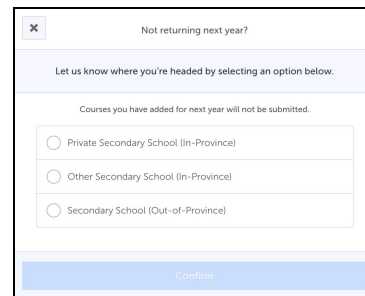
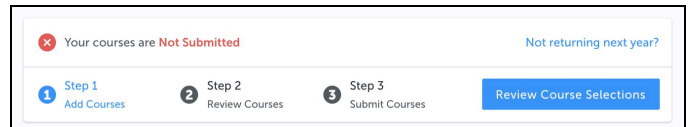
7. When you are ready to submit your course selections, click the blue **“Review Course Selections”** button. Please know that you will not be able to modify your course selections once submitted.



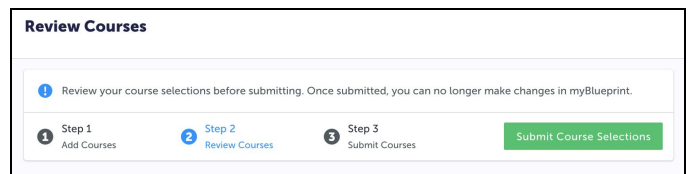
8. If you plan on taking a summer school course, you may be asked to add a “comment to Guidance”. Some schools may request that you indicate your summer school intention using a Google Form link which will be found on your planner. **This does not register you for summer school.**



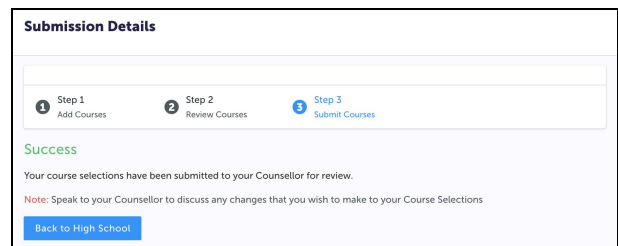
9. If you are not attending a YRDSB school next year, click on the **“Not returning next year?”** button at the top of your **High School Progress** box. Select the option that best suits your pathway, then press **“Confirm”**.



10. Once you have carefully checked the **Review Courses** page, click on **“Submit Course Selections”**.



11. After submitting your course selections, you will receive a **Success** notification.



12. You will receive a confirmation of your course selections after the March Break.

