


EMILY CARR SECONDARY SCHOOL

WELCOME STUDENTS AND TEACHERS



WE ARE ON INDIGENOUS LAND

Emily Carr Secondary School is located on the traditional territories of the Haudenosaunee and the Huron-Wendat and later was home to Algonquian-speaking Anishinaabeg. This land is covered by Treaty 13 signed with the Mississaugas of the Credit First Nation.

To honour this agreement we will be respectful of their traditions, knowledge and inherent rights as sovereign nations. We recognize that our connection to this land is through the continued relationship with these First Nations, and we acknowledge our shared responsibility to respect and care for the land and waters for future generations.


As members of the Emily Carr Secondary School community, we are grateful to have the opportunity to work and live alongside many First Nations, Métis and Inuit people today in this territory. Finally, we acknowledge the Chippewas of Georgina Island First Nation as YRDSB's partner in education.

THE ADMINISTRATION TEAM



PRINCIPAL

Tanya-Lynn Paul



VICE-PRINCIPALS (with last name alpha)

Themistocles Drekolias (A - K)



Paula Borges (L - Z)



THE GUIDANCE TEAM

MR FITZGERALD

(A - C)



MS MILANI

(D - N)



MS FINELLI

(O - Z)



MS SOSA

(Guidance Secretary)




GUIDANCE SERVICES INCLUDE:

- post-secondary planning
- emotional support
- academic counselling
- referrals to school support services
- grade-specific presentations
- and much so more...

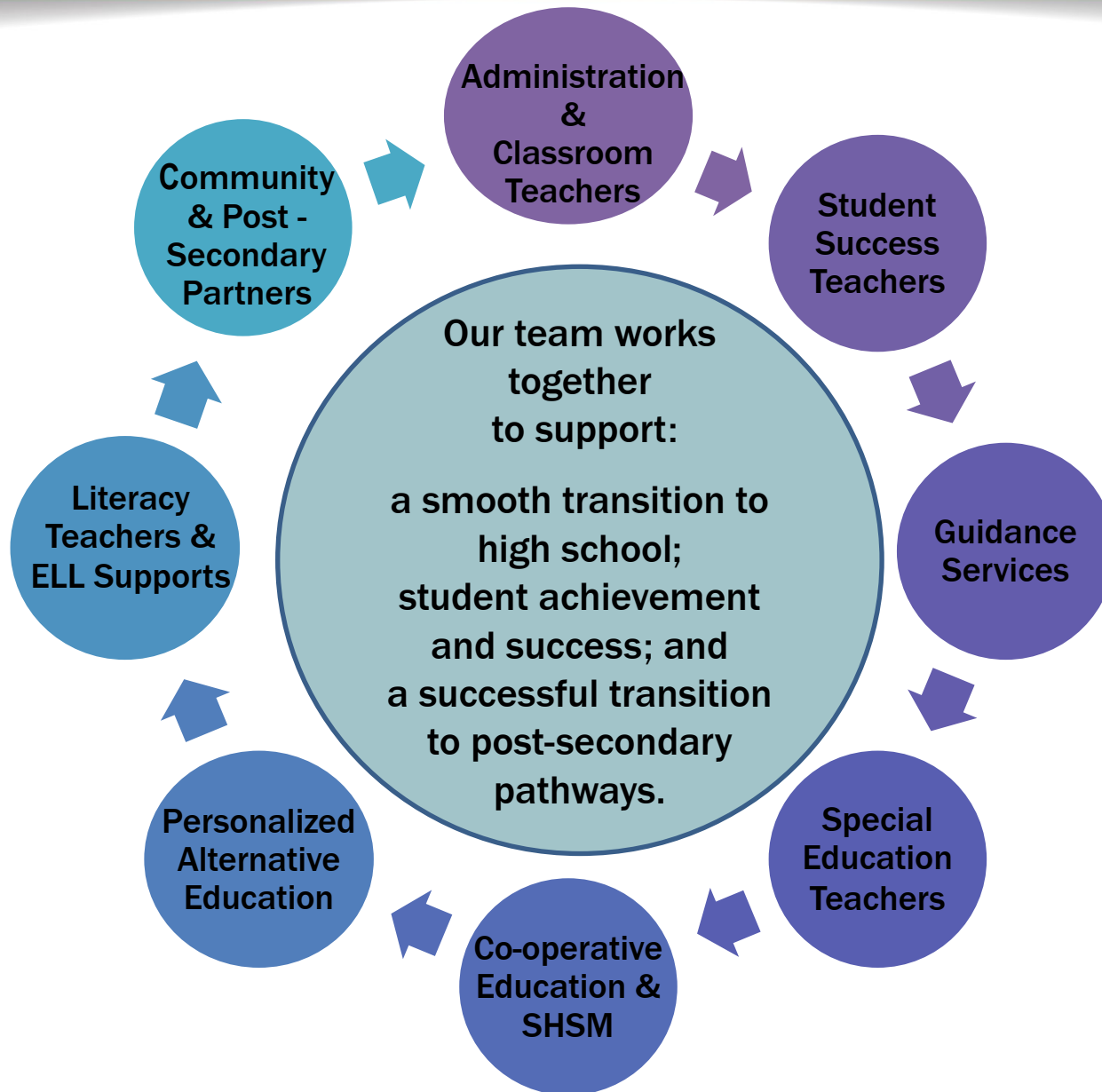


ABOUT OUR SCHOOL

- Named in honour of Emily Carr - Canadian Artist
- Approx. 1037 students
- Community of diverse identities and learners
- Innovative staff with diverse experience in fields other than education
- 8:00a.m. - 2:40p.m.
- Semestered
- Four classes/semester
– 75 minutes each
- 1 common lunch period



EMILY CARR SECONDARY SCHOOL TEAM



WELCOME TO GRADE 9



Transition activities to support grade 9 students:

- Family of School visits
- First day of school – grade 9 students only
- Grade 9 Camp Day (Thundercamp)/other orientation related activities)
- Club and Teams Fairs (extracurricular opportunities)

TRANSITION PREPARATION

HOW CAN STUDENTS PREPARE NOW?

- focus on Learning Skills and Work Habits
- homework routine
- persevere
- try new strategies



MENTAL HEALTH & WELL BEING

WELL BEING



GRADUATION REQUIREMENTS

18 compulsory credits

Students must earn the following compulsory credits to obtain the Ontario Secondary School Diploma:

4	credits in English (1 credit per grade)*
3	credits in mathematics (1 credit in Grade 11 or 12)
2	credits in science
1	credit in Canadian history
1	credit in Canadian geography
1	credit in the arts
1	credit in health and physical education
1	credit in French as a second language
0.5	credit in career studies
0.5	credit in civics

In addition, students must complete:

✓	12 optional credits†
✓	40 hours of community involvement activities
✓	the provincial literacy requirement

Plus one credit from each of the following groups:

Group 1:

- English or French as a second language**
- a Native language
- a classical or international language
- social sciences and the humanities
- Canadian and world studies
- guidance and career education
- cooperative education***

Group 2:

- health and physical education
- the arts
- business studies
- French as a second language**
- cooperative education***

Group 3:

- science (Grade 11 or 12)
- technological education
- French as a second language**
- computer studies
- cooperative education***

* A maximum of 3 credits in English as a second language (ESL) or English literacy development (ELD) may be counted towards the 4 compulsory credits in English, but the fourth must be a credit earned for a Grade 12 compulsory English course.

** In groups 1, 2 and 3, a maximum of 2 credits in French as a second language can count as compulsory credits, one from group 1 and one from either group 2 or group 3.

*** A maximum of 2 credits in cooperative education can count as compulsory credits.

† The 12 optional credits may include up to 4 credits earned through approved dual credit courses.

THE GRADE 10 LITERACY TEST

- A Diploma requirement. Administered in Spring of the grade 10 year.
- A test based on language and communication (reading and writing) expectations of curricula up to and including grade 9
- Accommodations, deferrals and exemptions may be appropriate for some students
- If the standard is not met in the first attempt, schools will provide support; test is re-administered until student successfully completes the test or the Grade 12 Literacy Course

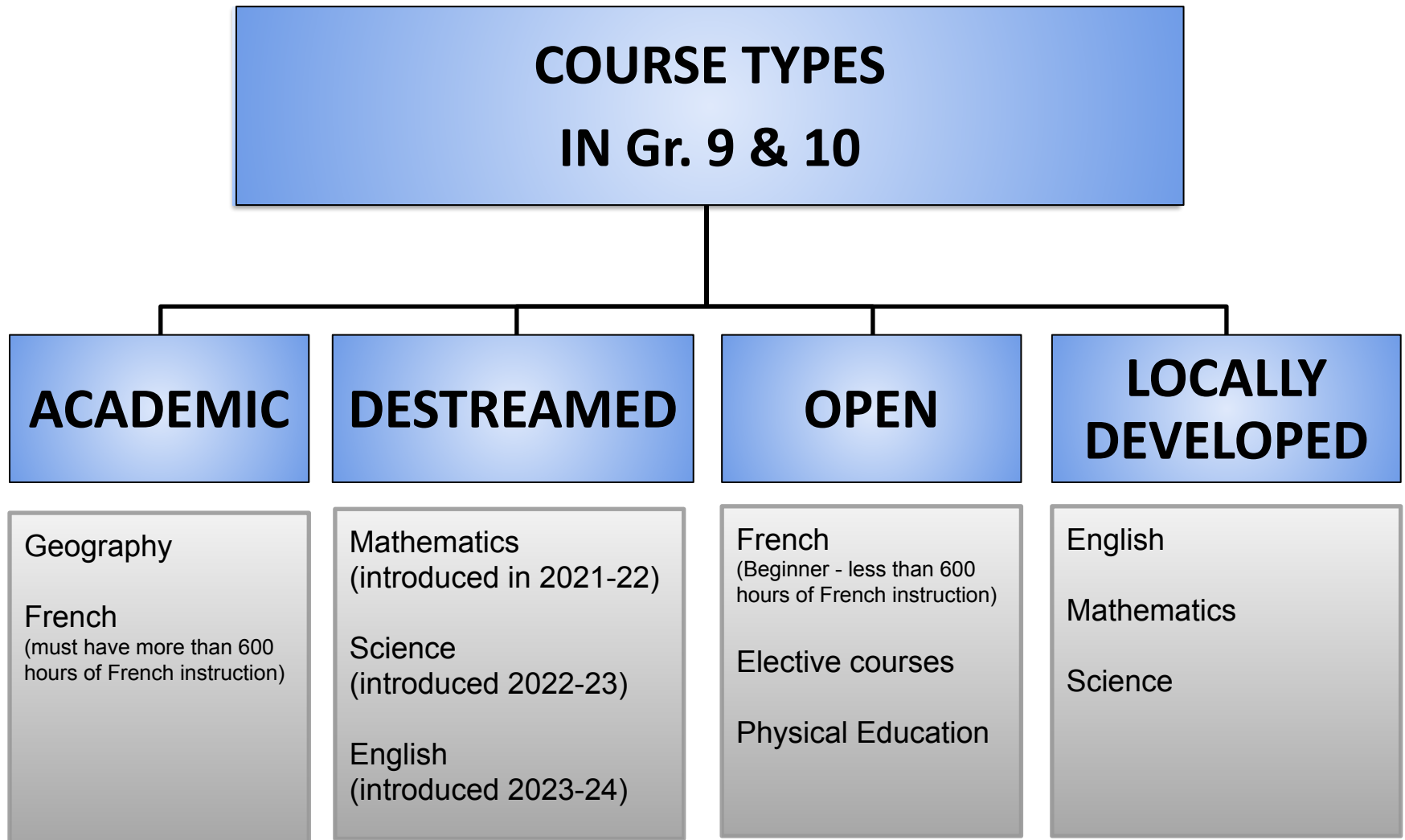


COMMUNITY INVOLVEMENT



- A diploma requirement
- Encourages civic responsibility, promotes community values and reinforces importance of volunteerism
- Complete 40 hours before graduation
- Can begin in summer of grade 8
- Must obtain approval before starting involvement
- Student responsibility to keep record of activities
- Guidelines and forms will be provided to help track community involvement
- A great way to explore career interests

COURSE TYPES



COURSE TYPES

DETAILS FOR GRADE 9

ACADEMIC

- offered in the following compulsory courses:
 - French, Geography
- maximum class size of 29

LOCALLY DEVELOPED

- may be offered in the following compulsory courses:
 - English, Mathematics, Science
- maximum class size of 16
- placement determined through an IPRC meeting

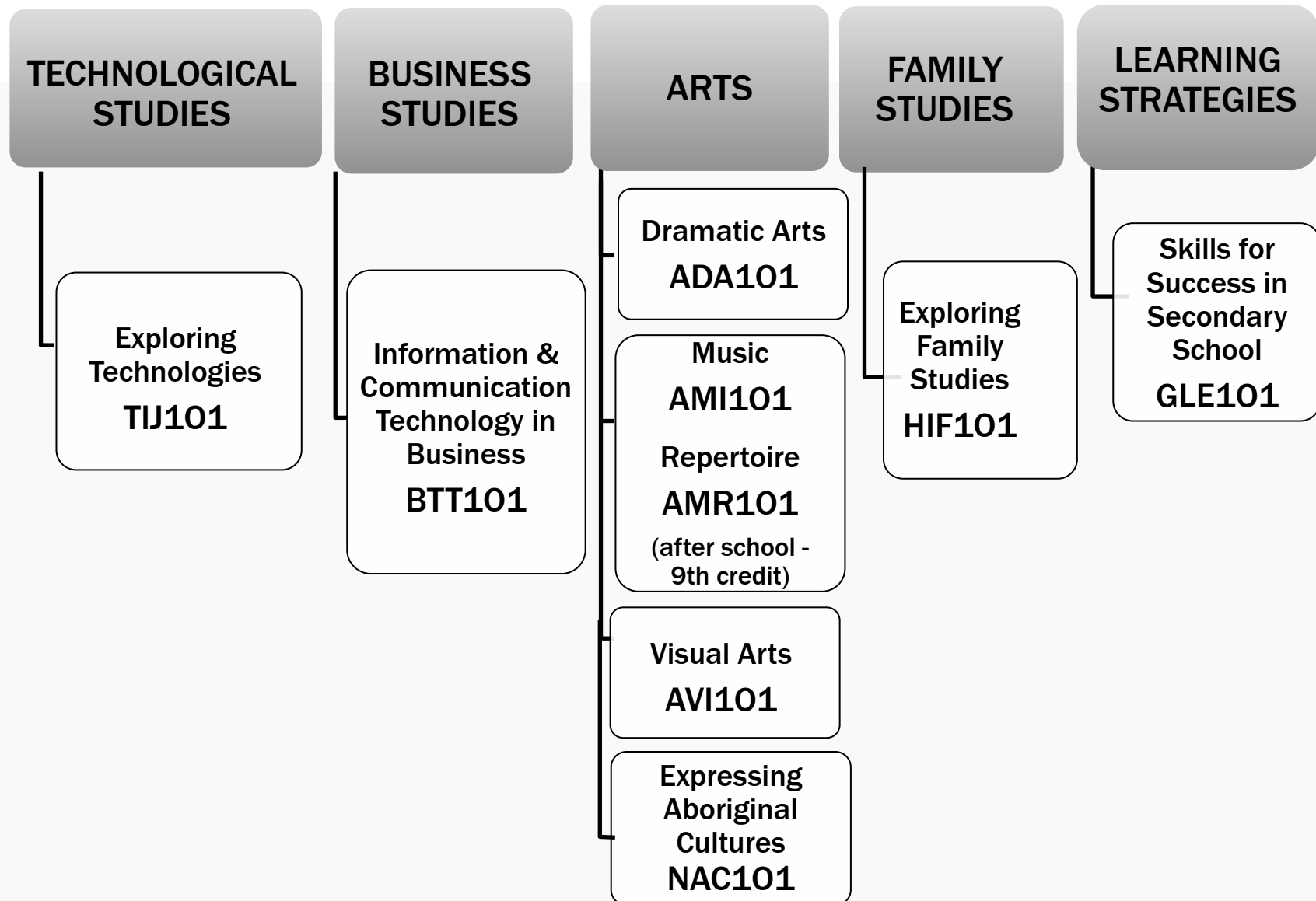
OPEN

- offered in the following compulsory courses:
 - Health and Physical Education, Arts, and all remaining grade 9 electives
- maximum class size of 29 (except for Technology courses)

DESTREAMED

- offered in the following courses for 2023-24:
 - English, Mathematics, Science
- maximum class size 25

ELECTIVE COURSES FOR GRADE 9 STUDENTS



SAMPLE OF A STUDENT TIMETABLE

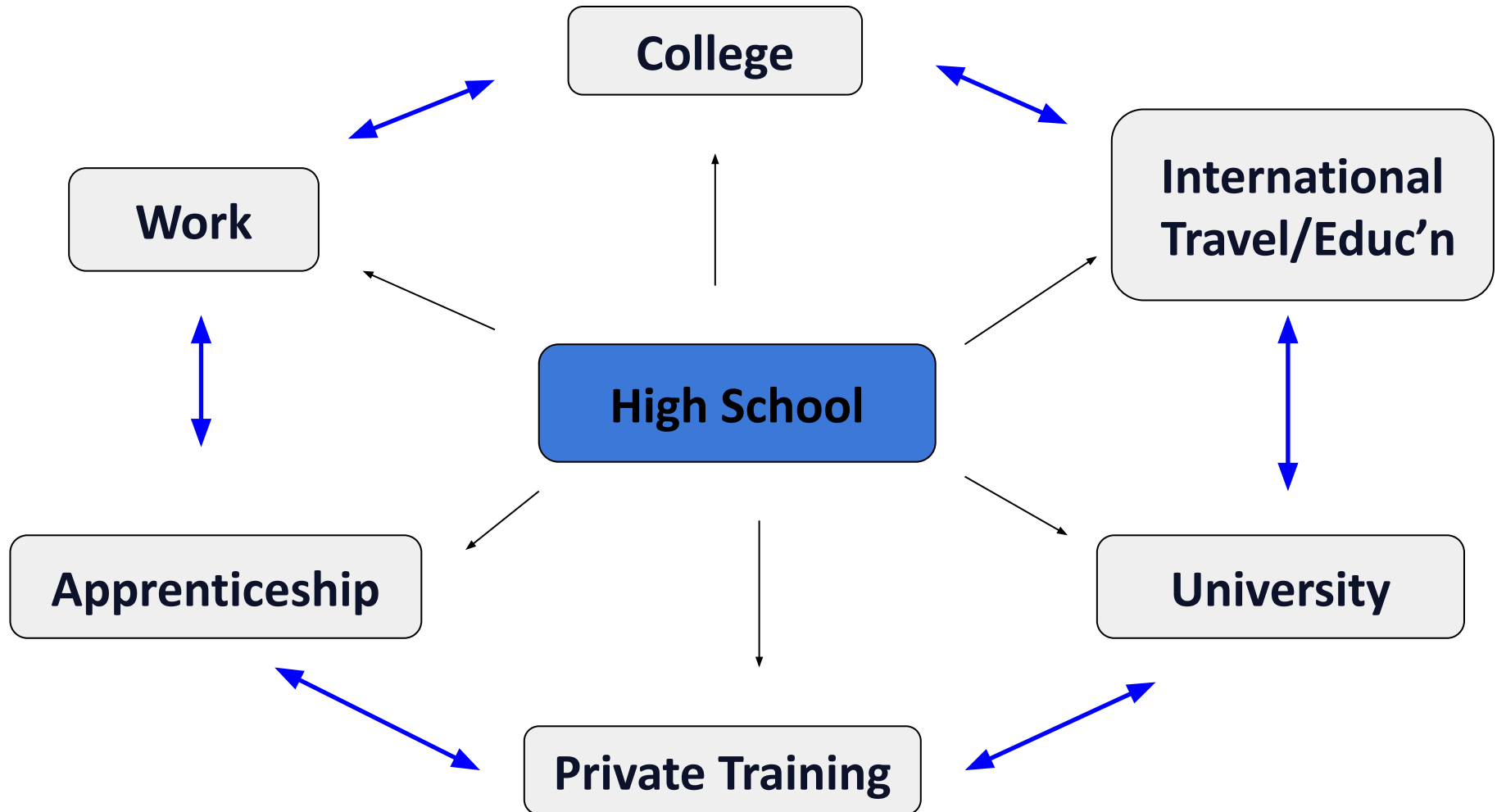
Day	Terms			P1	P2	P3	P4	P5	B1	A1
1	22-23	S1	S1T1	Science SNC1W1.02 Room: 122 P1(1) S1	Issues in Canadian Geography CGC1D1.01 Room: 251 P2(1) S1		Core French FSF1D1.02 Room: 224 P4(1) S1	Information and Communication Technology BTT1O1.03 Room: 200 P5(1) S1		Repertoire AMR1O1.01 Room: 170 A1(1) 22-23
			S1T2							
		S2	S2T1	Mathematics, Grade 9 MTH1W1.05 Room: 150 P1(1) S2	Healthy Active Living Education PPL1O9.03 Room: 138A P2(1) S2		Visual Arts AVI1O1.03 Room: 207 P4(1) S2	English ENG1D1.06 Room: 249 P5(1) S2		
			S2T2							

SECONDARY SCHOOL PLANNING

PLANNING AHEAD:

- Prerequisites for courses
- How to plan for experiential learning opportunities
- Admission requirements for post-secondary opportunities (college, apprenticeship, university)
- Preparing for school-work transition

COURSE & POST-SECONDARY PATHWAYS ARE CHANGEABLE AND FLEXIBLE



EXPERIENCE POSSIBILITIES



my
PATHWAY
planner

ECSS SCHOOL PROGRAMS



- Arts & Culture (2025)
- Business
- Environment (2025)
- Health & Wellness



- Centennial College
- George Brown College
- Humber College
- Seneca College
- Georgian College



**High
Performance
Athlete**

CO-OPERATIVE EDUCATION AND OYAP

The Co-operative Education program (Co-op) and the Ontario Youth Apprenticeship Program (OYAP) offers an abundance of opportunities for grade 11 and 12 students, to gain career experience working in a position related to their chosen field.

ALL WHILE EARNING CREDITS!

PROVIDES STUDENTS WITH AN OPPORTUNITY TO:

- develop knowledge, skills, and attitudes through **hands-on experience**
- explore a career in order to make **informed educational and career decisions**
- strengthen **employability skills** and gain **valuable work experience**
- develop **networking** opportunities

SOME RELATED CAREER PLACEMENTS.....

-Accounting
-Visual Art
-Graphic Design
-Culinary / Baking
-Chiropractic care
-Physiotherapy
-Computer Programming

-Engineering
-Pharmacy
-Medical Office
-Law
-Veterinarians (Vet clinics and animal hospital)
-Architecture
-Dentistry and many, many more.....



SHSM PROGRAM

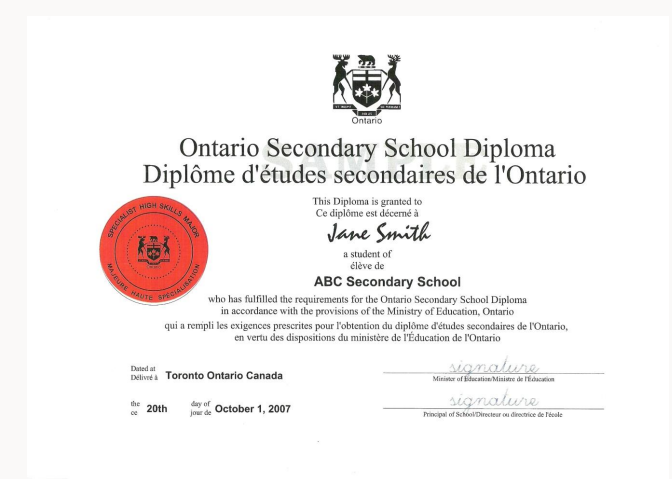


In SHSM students in grade 11 and 12, focus on a career path that matches their skills and interests. Students receive the SHSM seal on their diploma when they:

- earn valuable industry certifications
- Participate in various experiential learning activities and learn about a variety of post-secondary opportunities
- Work with the community around Innovation, Creativity and Entrepreneurship, Coding or Mathematics.



<http://bit.ly/YouTubePathways>
www.yrdsb.ca/SHSM

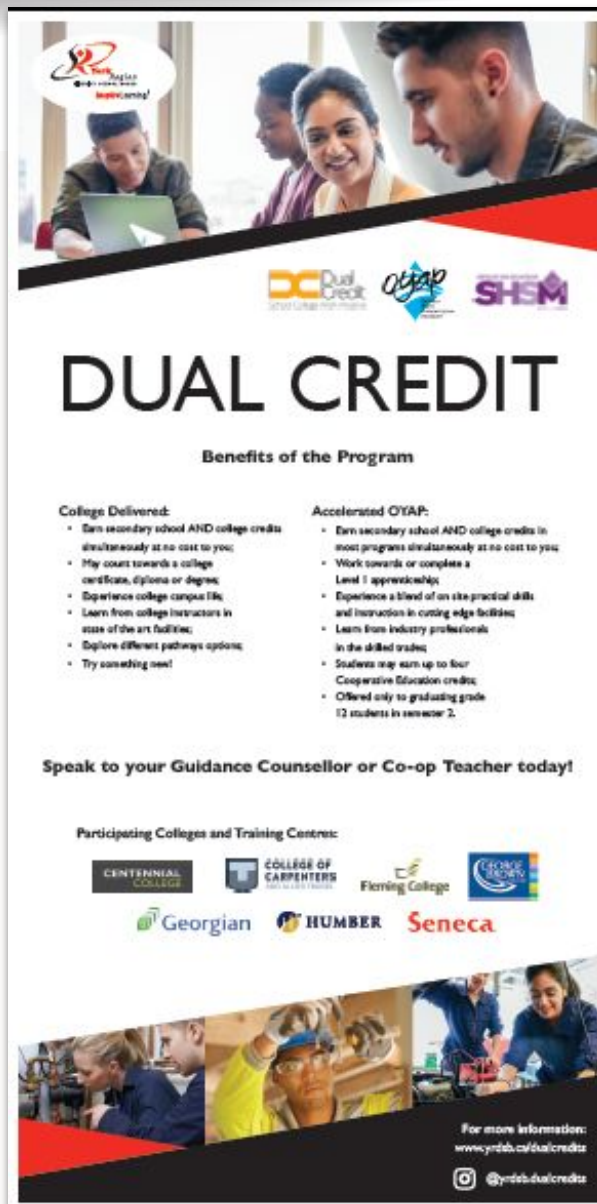


#yrdsbSHSM



yrdsb.pathways

EARN HIGH SCHOOL AND COLLEGE CREDITS AT THE SAME TIME



A flyer for the Dual Credit program. At the top, a photo shows three students (two men and one woman) looking at a laptop. Below the photo are logos for 'DC Dual Credit', 'OYAP', and 'SHEM'. The title 'DUAL CREDIT' is in large, bold, black letters. Below it, the text 'Benefits of the Program' is followed by two columns of bullet points. The left column is titled 'College Delivered:' and the right column is titled 'Accelerated OYAP:'. Below the bullet points, the text 'Speak to your Guidance Counsellor or Co-op Teacher today!' is displayed. At the bottom, there is a section titled 'Participating Colleges and Training Centres:' with logos for Centennial College, College of Carpenters, Fleming College, Georgian College, Humber College, and Seneca College. At the very bottom, there is a photo of three students working on a project and the text 'For more information: www.yrdsb.ca/dualcredits' and '@yrdsb.dualcredits'.

DUAL CREDIT

Benefits of the Program

College Delivered:

- Earn secondary school AND college credits simultaneously at no cost to you;
- May count towards a college certificate, diploma or degree;
- Experience college campus life;
- Learn from college instructors in state of the art facilities;
- Explore different pathways options;
- Try something new!

Accelerated OYAP:

- Earn secondary school AND college credits in most programs simultaneously at no cost to you;
- Work towards or complete a Level 1 apprenticeship;
- Experience a blend of on site practical skills and instruction in cutting edge facilities;
- Learn from industry professionals in the skilled trades;
- Students may earn up to four Cooperative Education credits;
- Offered only to graduating grade 12 students in semester 2.

Speak to your Guidance Counsellor or Co-op Teacher today!

Participating Colleges and Training Centres:

Centennial College, College of Carpenters, Fleming College, Georgian College, Humber College, Seneca College

For more information:
www.yrdsb.ca/dualcredits
@yrdsb.dualcredits

DC Dual Credit
School College Work Initiative

www.yrdsb.ca/dualcredits

 @yrdsb.dualcredits

Grade 11 and 12 students

Earn a high school elective credit

AND a college credit

- **FREE** Tuition, Transportation, Applicable Tools, and Textbooks



HIGH PERFORMANCE ATHLETE PROGRAM

High Performance Athlete

HPA is specialized cooperative education programming tailored to meet the learning needs of students who are committed to focusing on their long term career objectives while accommodating competitive training needs.

HPA programming provides students with an opportunity to:

- access individually tailored Co-op courses
- earn credits towards their OSSD while training and competing.

HPA programming is based upon:

- eligibility of the sport based on Board Qualifying Eligibility
- level of competition (provincial, national or international);
- the # of hours committed to training;
- the learning needs of the student;
- training season;
- a program readiness assessment.
- completed application process.



OUR DEPARTMENTS

- Alternative Education
- Business
- Computers
- Co-operative Education
- English
- Family Studies
- Geography
- Guidance and Career Education
- History
- Health & Physical Education



- International Languages / ESL
- Library
- Mathematics
- Music & Drama
- Student Success
- Science
- Special Education
- Technology
- Visual Arts

STUDENT SUCCESS & STUDENT SERVICES

STUDENT SUCCESS (Rm 102):

Ms Memme

Mr. Elcock (Child/Youth Worker)



STUDENT SERVICES:

Ms Allen (Subject Head)



+ SERTS (Special Education Resource Teachers)

Mr. Cowley

Ms Kirkaldy

Ms Richardson

Ms Yurovitsky



STUDENT SUCCESS

What is Student Success?

- Academic & social/emotional supports during the school day and at lunch

Our Nutrition Program

- Selection of healthy snack
- available to all students throughout the day



Lunch Activities:

- Chess
- Community Involvement Hours
- Space for clubs to meet and plan activities or events
- P.A.L.S. (Peer Assisted Learning Support)



P.A.L.S.

- P.A.L.S. is an acronym that stands for **Peer Assisted Learning Support**.
- This is an **academic support program** run by our **Senior students** and supervised by teacher advisors.
- Students in **all grades** can receive **additional support from their peers**.
- Currently, P.A.L.S. runs on **Mondays and Wednesdays** during the **lunch hour**.



STUDENT SERVICES DEPARTMENT

Student Services are for students who have been identified with an exceptionality.



Starting Secondary School

Special Education students have a **Special Education Teacher (SERT)** who:

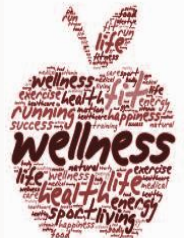
- **Creates their Individual Education Plan (IEP),**
- **Monitors** their progress,
- **Advocates** for students with teachers
- **Works** with students.

LEARNING STRATEGIES

GLE101 is a course recommended for many Special Education students to support a *smooth transition* to High School.

LEARNING STRATEGIES IN GRADE 9 FOCUSES ON:

- Transitions
- Wellness
- Literacy
- Numeracy
- Organization & Time Management



S.W.A.T.

- S.W.A.T. is an acronym that stands for **Students Working All Together**.
- S.W.A.T. is a **mentorship program** that is built on the belief that **students can help other students succeed**.
- At ECSS, we have **over 100** grade 11 & grade 12 mentors.
- **Each grade 9 student** will be **assigned a mentor** when they arrive at ECSS.

WE ARE
STUDENTS
HELPING
STUDENTS




HOW TO GET INVOLVED!

In **September** we have a **CLUB FAIR** where you will find out about all the running clubs, teams and councils.

Join Clubs and Sports Teams:



- It's a great way to make new friends
- Students enjoy fun & memorable experiences
- Club membership also builds leadership skills



GET INVOLVED!

HERE ARE SOME OF OUR ECSS CLUBS:

- Announcement Crew
- Best Buddies
- CARR Scoop
- Character Matters!
- Drama Ninjas
- ECSS Wellness Team
- Emerging Artists
- Knitting Club
- G.S.A. (Gender Sexuality Alliance)
- L.E.A.D. (Leaders in Equity & Diversity)
- M.S.A. (Muslim Student Association)
- P.A.L.S. (Peer Assisted Learning Support)
- Robotics Club
- Student Council



LEADing today's students
for tomorrow!



EXPERIENCE ATHLETICS

ECSS ALSO RUNS A VARIETY OF SPORTS TEAMS!



FALL

Cross Country
Girls' Basketball
Boys' Soccer
Boys' Volleyball
Tennis
Golf

WINTER

Badminton
Boys' Basketball
Girls' Volleyball

SPRING

Girls' Slo-Pitch
Ultimate Frisbee
Girls' Soccer
Track & Field

EXPERIENCE ATHLETICS

Grade 9 Health & Physical Education

PPL 108/9

Gender Specific

- Basketball
- Volleyball
- Handball
- Badminton
- Fitness
- Field sports
- Health




OR



PPL 101

All Gender

- Court sports
- Field sports
- Low Organized Games
- Fitness
- Leisure games
- Health
- Less Competitive Environment



COMMUNITY PARTNERS

*Al Palladini
Community Centre*



*Pierre Berton
Resource Library*



HOW TO SELECT YOUR COURSES

1. Go to www.yrdsb.ca.


Click on the **“My Pathway Planner”** button.

You can also find the **“My Pathway Planner”** button on any school website.

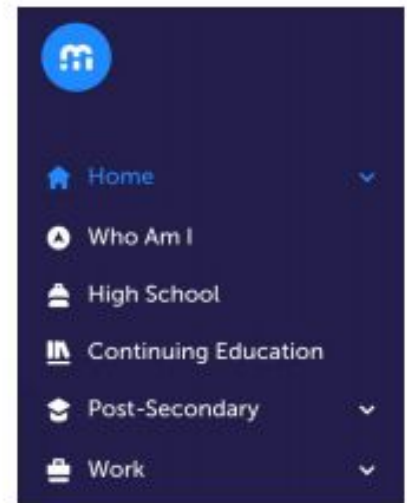


HOW TO SELECT YOUR COURSES

2. Login using your YRDSB username and password.
3. Using the navigation menu on the left side of your screen, select **“High School”**.




The screenshot shows the login interface for the MyPathwayPlanner system. At the top is the York Region District School Board logo with the tagline "Inspire Learning!". Below the logo is a box containing the "MyPathwayPlanner" logo and the text "Grades 7 - 12 Individual Planning Plan and Course Selection". A message states "Please login below to access MyPathwayPlanner". There are three input fields: "Domain:" with a dropdown menu showing "SDU (Students and Teachers)", "User name:", and "Password:". A "Login" button is located at the bottom right of the input fields.



HOW TO SELECT YOUR COURSES

For the remaining steps, please follow the [instruction sheet](#) provided.



myBlueprint

ONLINE COURSE
SELECTION GUIDE
FOR GRADE 8 STUDENTS

/

This step-by-step guide will help you complete online course selection using the myBlueprint website.

☐ EXISTING USER?

1. Visit www.myblueprint.ca
2. Click **Log In** at the top right
3. Enter your email and password, click **Login**

☐ COURSE SELECTION

From your **Dashboard**, click on the **Plan Courses** button that appears in the **High School Progress** box. The button will say **Plan Courses** if course submission has not yet been enabled at your school.

*HINT: Clicking on **Plan Courses** will take you to your **High School Planner** - you can also access this by simply clicking on **High School** from the left hand navigation menu.*

☐ CREATE A HIGH SCHOOL PLAN

To complete course selection, you must create your first high school plan (if you haven't already)

- From the left navigation menu, click **High School**
- Click on **Add Plan**
- **Select the High School** you plan to attend next year and click **Create New Plan**
- **Considering more than 1 high school?** You can plan and submit courses for more than 1 high school by clicking **View Plans > Add New Plan**

1) ADD COURSES FOR NEXT YEAR

- In High School Planner, click **+ [Course]**.
- In the **Course Selection and Details** screen, explore the available courses.
- Click **Add Course** when you find the course you want.

*HINT: The **Graduation Indicator** will help you keep track of your progress towards graduation. Click **View Progress** for a list of specific graduation requirements.*

4 Your courses are **Not Submitted**


Not returning next year?

Step 1 Add Courses

Step 2 Review Courses

Step 3 Submit Courses

Review Course Selections



myBlueprint

ONLINE COURSE
SELECTION GUIDE
FOR GRADE 8 STUDENTS

2) REVIEW COURSES – When you are ready to submit your course selections, click the blue **Review Course Selections** button and give your course selection one final look over.

1 Review Course Selections

ENG2P1
English

MEM2P1
Foundations of Mathematics

3 Add Comments

Add comments to your email. See the footer.

Step 1 Add Courses

Step 2 Review Courses

Step 3 Submit Courses

Submit Course Selections

NOTE: If available, you can use the "Add Comments" section to explain any issues to your guidance counsellor (i.e. taking the prerequisite in night school, or summer school)

3) SUBMIT COURSES – Once you've carefully reviewed the **Details** page to ensure that you are meeting the requirements for the courses you have selected and that the courses that appear are correct, click on **Submit Course Selections**. Please note that you will not be able to modify your course selections once submitted (unless your guidance counsellor re-allows submission)

4) EMAIL PARENT/GUARDIAN APPROVAL – After submitting your course selections, you will have to:

- Click the blue **Send Approval Email** to email your parent/guardian to approve your course selections
- Please ensure your parent/guardian clicks the **Approval Button** in their email to confirm your course selections

1 Email your parent/guardian so that they may confirm your selections

Step 1 Add Courses

Step 2 Review Courses

Step 3 Submit Courses

Send Approval Email

YOU'RE DONE!

You will receive confirmation of your course selections in the **Spring**.

2022-2023

www.myblueprint.ca

2022-2023


www.myblueprint.ca


HOW TO SELECT YOUR COURSES


SUBMISSION:


EMAIL PARENT/GUARDIAN APPROVAL – After submitting your course selections, you will have to:

- Click the blue **Send Approval Email** to email your parent/guardian to approve your course selections
- Please ensure your parent/guardian clicks the **Approval Button** in their email to confirm your course selections


 Email your parent/guardian so that they may confirm your selections

 Step 1
Add Courses

 Step 2
Review Courses

 Step 3
Submit Courses

Send Approval Email



IMPORTANT DATE

Deadline for **Course Selections**, with parent/guardian approval, is....

FRIDAY, FEBRUARY 24, 2023

NO LATER THAN 4:00 PM

Please note that once submitted, changes can only be updated at course verification time in the Spring.

VERIFICATION

A red rectangular stamp with a double border, tilted slightly upwards to the right. Inside the stamp, the words "ALL DONE!" are written in a bold, red, sans-serif font.

**You will receive confirmation of your
Course Selections in the Spring.**

THANK YOU!

We look forward to your arrival
as a Grade 9 student in
September!

SUNRISE AT ECSS