


HHSS
Graduation Information
June 2024



Graduation: Caps and Gowns

- Be sure to bring your cap, gown, v-stole (maroon/gold), SHSM and/or Arts Huron stole with you to the Ray Twinney Complex on the evening of Graduation
- If you are an honour student you will be given an Honour Cord at Ray Twinney



Graduation Ceremony

Date: Tuesday, June 25, 2024

Location: Ray Twinney Recreation Complex

Arrival Time for Graduates: 6:00 p.m.

- Arrive at the Ray Twinney Recreation Complex no later than 6:15 p.m.
- Check in and pick up your marshalling card and proceed to the hallway that you have been assigned (by surname) with your cap and gown
- Go to the hallway to which you have been assigned and check-in with the teachers on duty

Line up for the Processional: 6:30 p.m. **You must stay in order until you are marshalled into the seating area.**

Processional: 7:00 p.m.

- The processional line will move down the hallway.
- Follow the instructions of the lead teacher who will direct the grads to walk to the arena, walk across the front of the arena and down the centre aisle of seats.
- **Fill the rows of seats by moving across each row as far as possible** before taking a seat (no seats are to be empty).
- Please stay standing until all graduates have entered the arena.

Arrival at Twinney

Graduates: You will proceed to the back of Ray Twinney and enter through the back arena doors. There is a double set of doors off of the back parking lot.

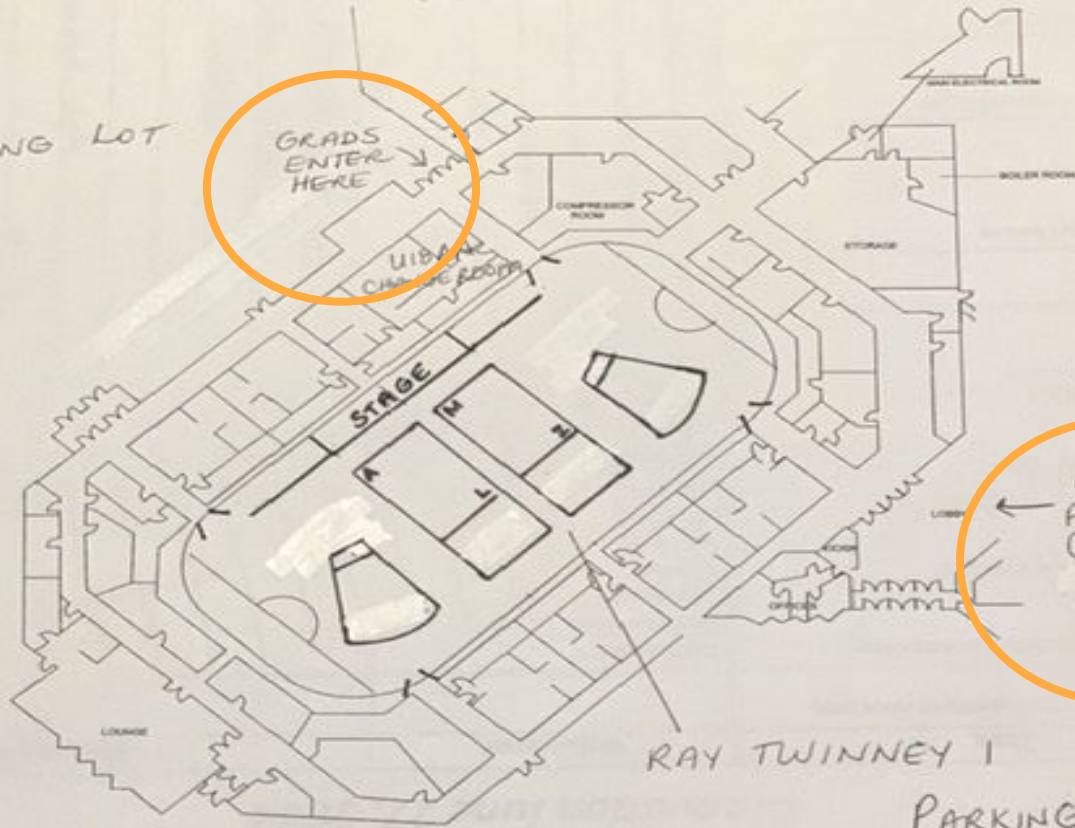
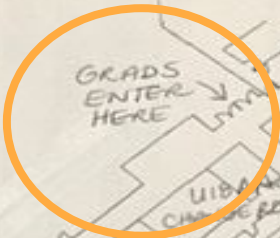
Guests/Parents/Families/Guardians: Please enter through the main entrance of Ray Twinney

Graduation Ceremony




RAY TWINNEY 2

PARKING LOT



POOL



RAY TWINNEY 1

PARKING LOT

Graduation: Preparing for the Ceremony

- Check that your name is spelled correctly on the attendance and assist with any pronunciations if necessary
- Throw out any chewing gum at this time
- The teachers on duty in the hallway will be the Marshals for your group.
- Listen carefully and get into numerical order (numbers printed on your card received at check-in)
- You will be marshalled into the arena in alphabetical order (**you must remain in order while waiting in line**) and will be seated in that same order for the ceremony
- Refrain from using communication devices (i.e., cell phones) during the ceremony

Graduation: Crossing the Stage



The Walk: You will walk to the stage; do not run

The Ramp: You will walk up a ramp to get to the stage.

The Handshake: Extend your right hand; accept diploma with left hand; turn and face the audience and smile for a picture

The Return: Walk across the stage past your administrator and down the steps and Ms. Fitzsimmons will direct you to receive your **grad package**, which includes your diploma and then return to your seat - no running; staff will help guide you

Graduation: Crossing the Stage



Graduation Etiquette

Arrive on time!

Check in to receive your group number

Turn off all cell phones before the ceremony begins

Avoid talking or chewing gum during the ceremony

Be attentive and always courteous

Always approach the platform from the right-hand side, i.e. stage-left

Please stay for the entire ceremony and reception


Pick up your actual diploma and graduation package as you exit the stage area

Celebrate and enjoy the evening!

Graduation: After the Ceremony

The Recessional: When the ceremony comes to a close, the stage party, presenters and staff will exit and then the graduates will leave their seats via the left and right sides of each aisle by emptying each row one at a time from front to back.

Following the Ceremony: You and your invited guests are welcome to take photos with your family, friends, and teachers.



Graduation: FAQs

What should I wear for the ceremony?

You will be wearing a graduation gown for the ceremony, so you may choose light-weight attire that is appropriate to the time of year and is semi-formal in nature.

What about shoes?

Wear shoes that will be comfortable for the entire evening-no flip-flops. There are a few stairs to exit the stage. Keep this in mind when selecting shoes.

Can I bring a purse or a bag?

Please leave all valuables at home, with your parents, or locked in your vehicle. The school and the Ray Twinney Recreation Complex will not be held responsible for lost or missing valuables. There is no place to securely leave a bag or other belongings at the Ray Twinney Recreation Complex.

Additional Information

Summer School

Students can register for summer school on *My Pathway Planner*.
Registration opened on April 9th.

Options for Secondary Summer School:

- Online Learning - **Sec. - Summer Online** (Asynchronous): July 2 -25
- In-Person Learning - **Sec. - Summer In-Person** (at select York Region high schools):
July 3 - 26 (8:45 a.m. - 3:33 p.m.)
- Remote Learning - **Sec. Summer Remote Learning** (International Languages -
Synchronous): July 3 - 26 (8:45 a.m. - 3:33 p.m.)

More information is available online through the [YRDSB](#) website. You must print the Sign Off Sheet for you and your parent/guardian to sign and bring it to Guidance.

If you are planning on a summer school course, you are responsible for ensuring your marks are sent to OCAS and OUAC. You also need to confirm that if you take summer school, the college or university will reserve your spot. Contact colleges and universities to which you have applied to see if they will accept the summer school course.