




LEGACY PUBLIC SCHOOL

WEEKLY EBULLETIN FOR FEBRUARY 27, 2015

legacy.ps.yrdsb.ca



Primary Winter Musical

The staff and students involved in the Primary Winter Musical had two excellent performances on Wednesday and the reactions from the full house of parents were priceless. Thank you to all of the teachers who supported our students, and to staff who indirectly supported even though their students weren't directly involved. It takes everyone to make these events happen! Special thanks to Ms. Andrews, Mrs. Kennedy and Mrs. Wilson for all of their work coordinating this amazing musical over the past few months!

Morning and Lunch Recess

It has been quite a winter for cold weather, with record breaking low temperatures. Although we try to have students outside as much as possible, temperatures and wind-chills below -20C have resulted in quite a few indoor recess days. As always, we hope that families will continue to dress for the weather in the coming months as we expect temperatures to rise slowly. In addition, all students who are healthy enough to be at school for the day are expected to go outside for recess. On an exception basis, students who have experienced a medical issue may be able to spend recess indoors as long as they have a note from a doctor. Some recent examples include broken limbs and recovery from surgery.

MARCH IS NUTRITION MONTH!

As a healthy school, Legacy is excited to be celebrating Nutrition Month throughout March. We are starting with a great whole school challenge called "4 FOR LUNCH". This will take place next week from March 2nd - March 6th. All students are encouraged to participate in the one-week Challenge where they will keep track of the number of food groups they have included in their lunch every day for a week, with a goal of including foods from all four food groups. There will be more information on other nutrition activities throughout the month!

Grade 8 Ottawa Trip Info Night: Wednesday March 4th at 6:30pm in the Library

School Council Guest Speaker: Wednesday March 11th at 6:30pm in the Library

Dr. Shymalaya Kiru - *Training the Brain for Success: The Power of a Positive Perspective* [REGISTRATION LINK](#)

Mon Mar 2 All day All day 11:30am – 12:10pm 1:10pm – 1:50pm 3:30pm – 5:00pm	Day 3 '4 FOR LUNCH' - Healthy School Lunch Challenge GR 7 VIP Program with Constable Davison Earth Club in Room 208 - Room 208 Staff Meeting in Library ☒	
Tue Mar 3 All day All day 12:50pm – 1:50pm 1:10pm – 1:50pm 1:10pm – 1:50pm	'4 FOR LUNCH' - Healthy School Lunch Challenge Day 4 Ski Club Pizza Party in Music Room - Music Room Knitting Club in Room 215 - Room 215 Primary Floor Hockey - Gym ☒	
Wed Mar 4 All day All day All day 9:00am – 12:00pm 11:00am – 11:15am 11:00am – 11:30am 1:10pm – 1:50pm 1:10pm – 1:50pm 3:30pm – 4:30pm 6:30pm – 7:30pm	'4 FOR LUNCH' - Healthy School Lunch Challenge PIZZA LUNCH Day 5 Ms Sacco/Ms Chopra/Mrs Chung Classes Field Trip to Markham Theatre Bean Stock Production - Town Centre Boulevard, Markham, ON L3R 8G5, Canada \$1.25 Wacky Wednesday Snack Day - Outside Music Room & Room 211 ☒ Grade 8 Wind Ensemble Practice - Room 115 ☒ Primary Floor Hockey - Gym ☒ GR 1&2 Stacking Club - Room 212 GR 1-3 Homework Club - Room 225 ☒ GR 8 Parent & Student Ottawa Trip Information Meeting - Library	
Thu Mar 5 All day All day 9:00am – 11:30am 1:10pm – 1:50pm 1:10pm – 1:50pm 1:10pm – 1:50pm	'4 FOR LUNCH' - Healthy School Lunch Challenge Day 1 GR 1-3 Bean Stock Markham Theatre Trip (Mrs. Kennedy/Ms. Andrews/Mrs. Husain/Mrs. Walker/Mrs. Rands/Mr. Chin) - Flato Markham Theatre, 171 Town Centre Boulevard, Markham, ON L3R 8G5, Canada GR 4-8 Chess Club - Room 226 ☒ GR 3&4 Stacking Club - Room 212 Primary Floor Hockey - Gym ☒	

Nutrition Matters

Nutrition Services, Community and Health Services

Packing healthy school lunches

Good nutrition = Good learning


The link between good nutrition and learning is well known. Children concentrate better and their learning is improved when they eat food from the four food groups from Canada's Food Guide. A healthy lunch provides the energy your child needs throughout the school day to learn, grow and play.

On average, children are eating too much fat, sugar and salt, and not enough vegetables, fruit, whole grains and milk products. Unhealthy lunches at school may be contributing to children's poor eating habits.

Since 80% of children are eating lunch at school, it is important that the foods they eat promote their overall well-being and their ability to learn.

For example, a lunch bag with a bologna sandwich, a fruit roll-up, cookies and fruit punch contains only two of the four food groups and too much fat, sugar and salt.

Once in a while, a lunch like this isn't harmful, but eating high fat, sweet and salty foods every day leads to eating habits that may stay with a child for life, possibly leading to obesity, heart disease, diabetes and other serious health problems.



What is a healthy lunch for kids?

A healthy lunch includes at least three of the four food groups from Canada's Food Guide.



There can be challenges to preparing a healthy lunch for your child.

"It takes too much time to prepare a healthy lunch!"

It is usually the last minute rush in the morning that drives many parents to make more convenient, rather than healthy choices for lunch. Take a few minutes after dinner each night to prepare a healthy lunch with your kids for the next day.

"But mom, everyone else gets to take fruit roll-ups for lunch!"

Kids want food that tastes good, is fun, fast to eat and looks appealing. They are influenced by the media and their friends. To help children enjoy the food they eat:

- Let your child make his own lunch choosing from a selection of foods from the four food groups
- Include your child's favourite foods
- Combine new foods with old favourites to add variety, but don't force your child to eat new foods if he doesn't want to
- Involve them in grocery shopping and planning their lunch


“My child will only eat jam sandwiches!”

Children are developing their tastes and may be very choosy about what they will eat. The more often children are exposed to new foods, the more likely they will taste them and learn to accept them. Don't be discouraged if your child refuses a new food experience. Sometimes it takes up to 15-20 attempts before a new food is accepted. Help your children to accept a wider selection of foods by:

- Being a role model. Set an example by trying new foods yourself
- Presenting foods in fun ways by combining different colours, textures and shapes
- Offering small quantities of the new food with a familiar one
- Encouraging them to become familiar with different foods by having them help grow, buy, prepare or serve them
- Respecting that each child has their own likes and dislikes

“It’s just so easy to pick up something ready to go and pack it in the lunch bag!”

Unfortunately, many convenience foods are expensive, and high in salt, sugar and fat. It is often the fancy packaging of convenience foods that kids like. Packing healthier foods in fun packages may help your child accept new foods. Try coloured lunch bags or plastic containers, or add stickers, special napkins and colourful straws for drinks. Checkout the chart on page 3 for ideas to help you reduce the number of convenience foods you pack for your child’s lunch.



The next time you and your child pack a lunch, keep the following in mind.



Choose milk!

Children who drink milk at lunch are more likely to meet their daily calcium needs. Chocolate milk is just as nutritious as white milk and provides lots of energy plus 15 essential nutrients. Chocolate milk contains about the same amount of sugar as an equal amount of 100% orange juice.

Check to see if your child's school has a milk program and sign him up so that he can have milk at school every day.


Sugar – a growing concern

Pop and fruit drinks are replacing more nutritious choices like milk and 100% fruit juice in children’s diets. This high intake of sugar provides extra calories and may be contributing to the increase in weight that we are seeing in children. Offer 100% juice, milk or water rather than pop, beverage, cocktail, drink, “ade” or punch.

One can of pop contains about 10 teaspoons of sugar

The caffeine connection

Not only does pop contain few nutrients, but it also may contain caffeine. Caffeine can cause nervousness, irritability, sleeplessness, and a fast heart beat. This may give students headaches, cause restlessness and fidgeting and can lead to behaviour difficulties in the classroom.



Convenience Food Knock-Out

This chart provides nutrition information for some convenience foods. Take a look at these popular kids lunch choices and consider the healthy alternative.

Can you choose the healthy winner?

In this corner...		And in this corner...
<p style="text-align: center;">Instant Noodles in Powdered Soup Base</p> <ul style="list-style-type: none"> • Deep fried noodles are high in unhealthy saturated fat • Soup base is very high in salt • Minimal vegetables and vitamins 	VS	<p style="text-align: center;">Home Made Soup with Pasta and Vegetables</p> <ul style="list-style-type: none"> • Lower in fat and salt • Vegetables are rich in vitamins and have fibre
<p style="text-align: center;">Convenience Lunch Kits</p> <ul style="list-style-type: none"> • Usually more than half the calories come from fat • High in salt • Crackers made with white flour provide little fibre 	VS	<p style="text-align: center;">Made at Home Lunch Kit</p> <ul style="list-style-type: none"> • Pack a plastic container with whole grain crackers, lean meat, cheese, raw veggies and fresh fruit • Lower in fat and salt • Higher in fibre, vitamins and protein
<p style="text-align: center;">Cookies Dunked in Icing</p> <ul style="list-style-type: none"> • Contain saturated fat and may have trans fat • Cookies and frosting are high in sugar 	VS	<p style="text-align: center;">Lower Fat Cookies with Yogurt Dip</p> <ul style="list-style-type: none"> • Try arrowroots, gingersnaps, or animal crackers dipped in vanilla or fruit yogurt • Yogurt provides calcium to help build strong bones
<p style="text-align: center;">Fruit Roll-Ups</p> <ul style="list-style-type: none"> • Contain lots of added sugar and little real fruit • Can stick to teeth and may cause cavities 	VS	<p style="text-align: center;">Fruit Cup</p> <ul style="list-style-type: none"> • Water packed mixtures do not have added sugar • Can buy individual sizes • Provides vitamins and fibre
<p style="text-align: center;">Pop</p> <ul style="list-style-type: none"> • One can of pop can have up to 10 teaspoons sugar • No nutritional value except calories • May contain caffeine 	VS	<p style="text-align: center;">Milk</p> <ul style="list-style-type: none"> • Can be bought in individual containers • An excellent source of protein, calcium, vitamin D, and B vitamins • Chocolate milk is a healthy choice
<p style="text-align: center;">Fruit Drinks</p> <ul style="list-style-type: none"> • Also called punch, cocktail, beverage or 'ade' • May have no more than 10% real juice • Contain lots of added sugar and few vitamins 	VS	<p style="text-align: center;">Fruit Juice</p> <ul style="list-style-type: none"> • 100% pure fruit juice is high in vitamins • Can buy individual tetra packs
<p style="text-align: center;">Mini Cheese and Cracker Sandwiches</p> <ul style="list-style-type: none"> • Contain saturated fat and may have trans fat • High in salt and low in fibre 	VS	<p style="text-align: center;">Low fat Cheese (20% MF or less) and Whole Wheat Crackers</p> <ul style="list-style-type: none"> • Higher in fibre and calcium • Lower in fat
<p style="text-align: center;">Sports Drinks</p> <ul style="list-style-type: none"> • Contain added sugar and salt • Not needed during regular daily activities, only needed for long, intense physical activity (more than 1 hour) 	VS	<p style="text-align: center;">Water</p> <ul style="list-style-type: none"> • Excellent thirst quencher • A squirt of lemon or lime juice will add extra flavour • Free from a tap

Looking at the match-ups, it's easy to see who the champions are!

Pack healthy choices the next time you pack your child's lunch and snacks.



Does your child's lunch look like this?	Try the healthier alternatives for lunches and snacks
Jam sandwich Potato chips Pop	Cheese (20% MF or less) sandwich Baked tortilla chips Banana Pudding cup made with milk Water
Cold waffles Syrup Applesauce Gummy bears Lemonade	Vegetable soup (in thermos) Whole grain crackers Unsweetened applesauce Oatmeal cookies Milk
Pre-packaged lunch kit (bologna, cheese and crackers) Chocolate covered granola bar Orange drink	Lean sliced chicken Cheddar cheese (20% MF or less) Whole grain crackers Vegetable sticks Cereal bar 100% orange juice
Salami sandwich Chocolate bar Fruit punch	Left over cheese and vegetable pizza Yogurt Carrot sticks with low fat salad dressing Fig cookies 100% apple juice


Include Healthy Snacks

Make sure to include enough food in the lunch bag for a healthy snack. It is important for children to eat a least one healthy snack at school every day. Children's growing bodies need lots of nutrients, which they often don't get enough of from their three main meals. For ideas on healthy snacks see *Nutrition Matters: Snacks That Make the Grade* fact sheet.

What if my child brings most of his lunch home?

Don't worry too much about this. Start the day with a healthy breakfast. Skipping breakfast may lead to becoming overweight and also may affect learning and classroom behaviour.

Lastly, end the day as well as it started. If your child traded his whole-grain sandwich for a friend's cake, make sure that a healthy dinner makes up for it!



Pack a safe and environmentally-friendly lunch

- When preparing food, first wash your hands with soap and warm water, and start with a clean countertop and clean utensils
- In the morning pack cold foods directly from the refrigerator and make sure that hot foods are steaming hot when placed in a thermos. Foods that might spoil should be carried in an insulated bag to keep them cold or hot
- To keep foods cold, use frozen bread for sandwiches, or a small freezer pack with the lunch
- Use cloth bags, lunch boxes, thermos containers, thermal bags and re-usable plastic containers for sandwiches and other lunch foods instead of paper or plastic bags. Use washable utensils instead of disposable cutlery. Make sure these items are washed every day
- Wrappings should not be re-used because they may carry bacteria