


# Applying to Ontario's Universities

101 Application for  
Ontario High School Students

[www.ouac.on.ca/ouac-101](http://www.ouac.on.ca/ouac-101)



Ontario Universities'  
Application Centre

# Step 1:

## Get Your OUAC Access Codes

Your access codes include:

- **Temporary PIN**
- **School Number**
- **Student Number**

These access codes allow you to access your 101 application.

**Your PIN is  
confidential!**  
Don't share it with  
anyone else.

## Step 2:

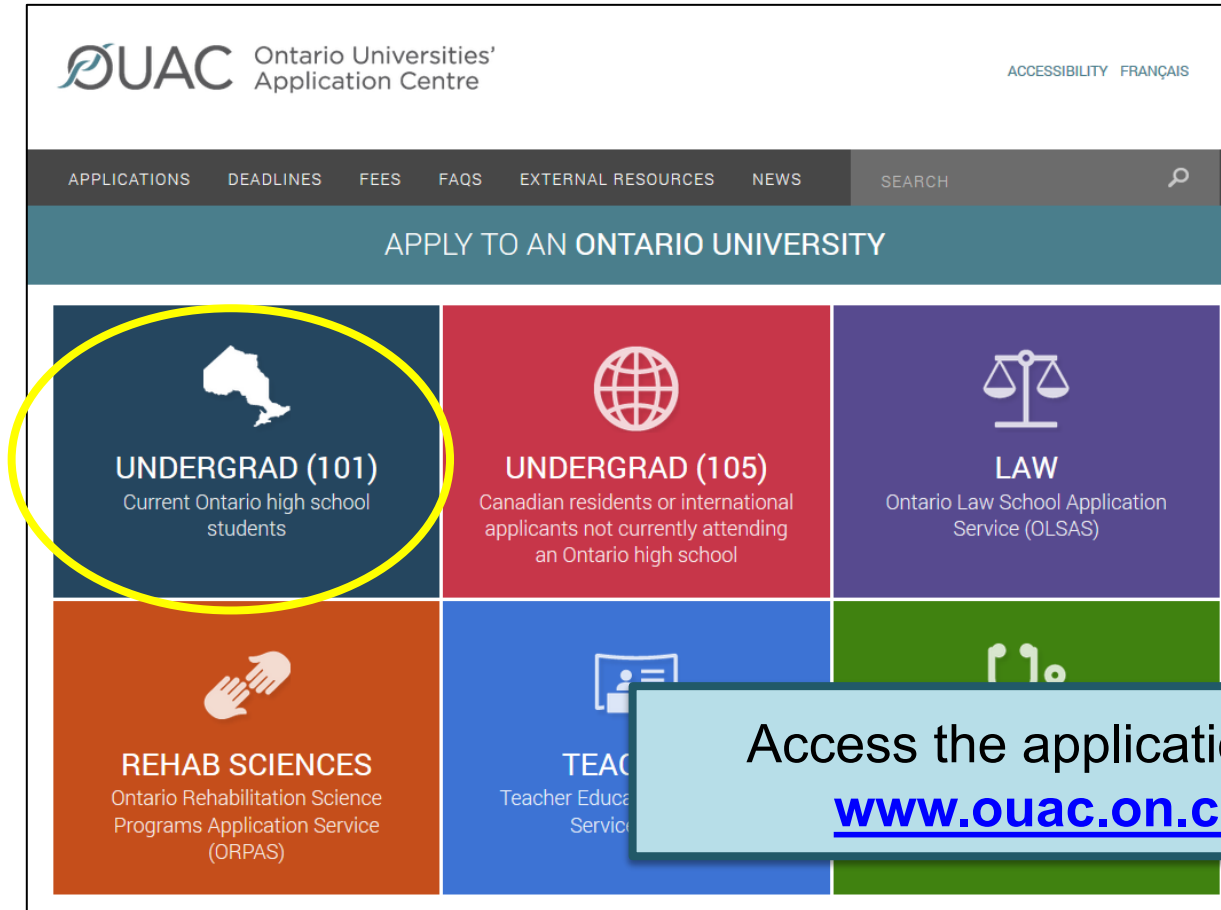
# Research Your University Options

- Visit **OUIInfo** ([www.ontariouniversitiesinfo.ca](http://www.ontariouniversitiesinfo.ca)) to see what each university has to offer. Review the OUIInfo Postcard.
- Read the **101 Application Guide** (available at [www.ouac.on.ca/guide/101-guide](http://www.ouac.on.ca/guide/101-guide)) for up-to-date information about the universities and their programs.
- Check out university publications and websites.
- Talk to counsellors, family, teachers and friends.
- Write down your program choices and codes and keep them handy.

## Step 3: Mark Your Calendar

- **October/November 2020:** Access codes are provided for the 101 application.
- **January 15, 2021:** Deadline to submit your completed application to the OUAC.
- **May 27, 2021:** Last day you can expect a response from on Ontario university if you applied by the January 15 deadline.
- **June 1, 2021:** The earliest day you may be required to respond to an offer and give a financial commitment (e.g., registration or residence deposit, etc.).

# Step 4: Apply!



The screenshot displays the OUAC (Ontario Universities' Application Centre) website. At the top, the OUAC logo and name are on the left, and links for 'ACCESSIBILITY' and 'FRANÇAIS' are on the right. A navigation bar contains links for 'APPLICATIONS', 'DEADLINES', 'FEES', 'FAQS', 'EXTERNAL RESOURCES', 'NEWS', and a 'SEARCH' button. Below this is a teal banner that reads 'APPLY TO AN ONTARIO UNIVERSITY'. The main content area features a grid of six colored boxes, each representing a different application category. The first box, 'UNDERGRAD (101)' for current Ontario high school students, is highlighted with a yellow circle. The other boxes include 'UNDERGRAD (105)' for Canadian residents or international applicants not currently attending an Ontario high school, 'LAW' for the Ontario Law School Application Service (OLSAS), 'REHAB SCIENCES' for the Ontario Rehabilitation Science Programs Application Service (ORPAS), and 'TEACH' for Teacher Education Services. A light blue callout box in the bottom right corner provides the application URL.

**UNDERGRAD (101)**  
Current Ontario high school students

**UNDERGRAD (105)**  
Canadian residents or international applicants not currently attending an Ontario high school

**LAW**  
Ontario Law School Application Service (OLSAS)

**REHAB SCIENCES**  
Ontario Rehabilitation Science Programs Application Service (ORPAS)

**TEACH**  
Teacher Education Services

Access the application at:  
[www.ouac.on.ca](http://www.ouac.on.ca)

# Let's Get Started!

## APPLY TO AN UNDERGRADUATE PROGRAM

For applicants currently attending an Ontario high school

## OUAC 101

Home » Current Ontario High School Students (101)

### 101 Criteria

Is this the right application for me?

Answer a [few short questions](#) to make sure you're applying with the right undergraduate application.

Do you meet **all** of the following requirements?

- You are taking courses during the day at an Ontario high school (this includes students returning for second semester and graduated students returning to upgrade 1 or more
- You have not, at some point, been out of high school for more than
- You will have received or expect to receive your Ontario Secondary
- You have not attended a postsecondary institution (college/university)
- You are applying to the first year of an undergraduate degree program
- You are under 21 years of age.

If yes, you should complete the 101 application.

### 101 Application

Deadline: January 15, 202X.  
Review [Important Dates](#) for more deadlines.

[GO TO APPLICATION](#) | [BROWSE PROGRAMS](#)

### NEWS & REMINDERS

Haven't received an Ontario university offer?  
The Admission Information Service allows Ontario high school students to determine which universities have places remaining in specific programs.

### 101 ACTION CENTRE

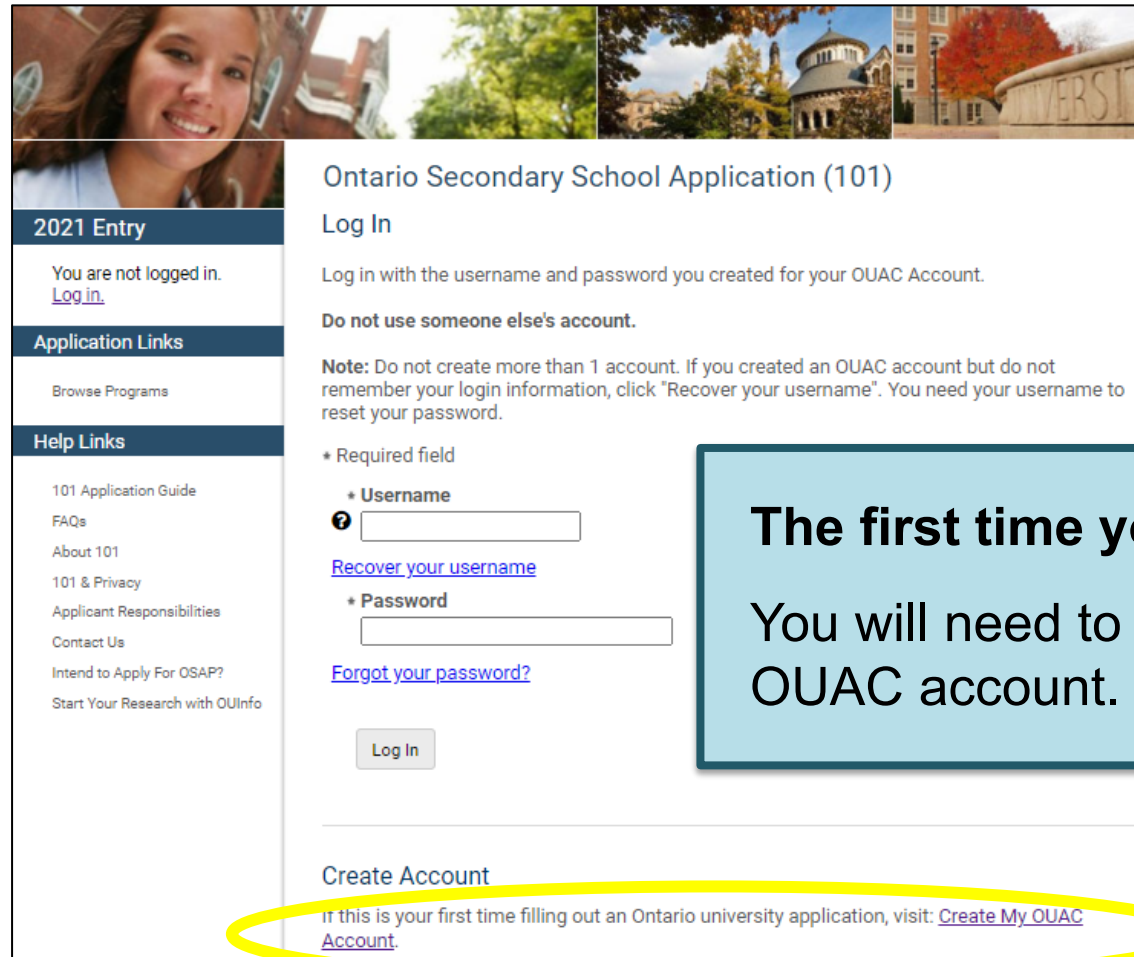
[Log In](#)

### 101 APPLICATION GUIDE

- [Important Dates](#)
- [About 101](#)
- [Applicant Responsibilities](#)
- [Fees](#)
- [Application Instructions](#)
  - [Selecting an Application](#)
  - [Personal Information](#)
  - [Contact Information](#)
  - [Academic Background](#)

Access the application directly at:  
[www.ouac.on.ca/ouac-101](http://www.ouac.on.ca/ouac-101).

# Creating an Account For the First Time



**2021 Entry**

You are not logged in.  
[Log in.](#)

**Application Links**

[Browse Programs](#)

**Help Links**

- [101 Application Guide](#)
- [FAQs](#)
- [About 101](#)
- [101 & Privacy](#)
- [Applicant Responsibilities](#)
- [Contact Us](#)
- [Intend to Apply For OSAP?](#)
- [Start Your Research with OUIInfo](#)

## Ontario Secondary School Application (101)

### Log In

Log in with the username and password you created for your OUAC Account.

**Do not use someone else's account.**

**Note:** Do not create more than 1 account. If you created an OUAC account but do not remember your login information, click "Recover your username". You need your username to reset your password.

\* Required field

\* Username  
?

[Recover your username](#)

\* Password

[Forgot your password?](#)

---

### Create Account

If this is your first time filling out an Ontario university application, visit: [Create My OUAC Account.](#)

**The first time you log in:**  
You will need to create an OUAC account.

# Your OUAC Account

**Create My OUAC Account**

If this is your first time logging in, you need to create your OUAC Account. You will use your username and password to apply to all OUAC applications from now on.

**Note:** Do not create more than 1 account or take over an account created by someone else.

\* Required field

\* First/Given Name

Middle Name(s)

\* Last/Family Name

\* Date of Birth (Format: yyyy-mm-dd)

**Enter Your Email Address**

We will send a verification email to this email address. If you do not receive a verification email, go to "My OUAC Account" in your application and click "Re-send Verification Email".

**Note:** You will not be able to submit your application until you verify your email address.

\* Email Address

\* Confirm Email

**Create a Username and Password**

**Note:** Create a username that is personal and that you can remember. We recommend that you do not use any previous OUAC identification numbers (e.g., an old OUAC Reference Number or IT number). Do not use accented characters (e.g., é, è, ê, ë).

\* Username

\* Password

\* Confirm Password

## Create Your Username and Password

Create a username that is easy for you to remember. You will use it to apply to all OUAC applications from now on.





# Welcome Page and Access Codes

## Welcome

[Read important 101 news and reminders.](#)

[Search FAQs.](#)

This application is only for current Ontario high school students who are applying to start undergraduate study in 2020 (January-September). **All application fees are non-refundable.**

If you have chosen the wrong application, return to the [OUAC website](#) to select another.

### Here are some helpful tips to get you started:

- You will need your Application Access Code Letter with your school information and PIN. Please see your guidance office if you do not have your letter.
- Use the "Application Links" menu to work through the application. You can complete the application in any order.
- Click "Review and Submit" at any time to review your information.
- Before you submit your application, you can log out and return to it at any time to review and/or change information you have saved.
- After 20 minutes of inactivity, you will automatically be logged out of your application. Please be advised that your changes will not be saved.

Save

Review the helpful tips on the Welcome page and enter the access codes provided by your school to start your application.

# Navigating the 101 Application

2021 Entry

[\\*Total Owing](#)

You are logged in as:  
hsmith\_003  
[Log Out](#)

My OUAC Account

My OUAC Financial Account

Submit Payment

Application Links

Welcome

**Personal Information**

Contact Information

Academic Background

Browse Programs

Program Choices

Additional University Details

Document Upload

Other Academic Information

Current High School Information and Grades

Review and Submit

Help Links

101 Application Guide

FAQs

About 101

101 & Privacy

Applicant Responsibilities

Personal Information

[Help](#)

Your name should appear as it does on your health card, passport or other official document.

- Use upper case and lower case letters for your names (e.g., Taylor rather than taylor or TAYLOR).
- Do not enter initials or your middle name.
- If you only have 1 name, enter your first/given name and your last/family name.

If you are not able to change your name on the application, [contact the OUAC](#) for assistance.

\* Required field

Your Name and Other Personal Information

Title

Choose ▾

\* First/Given Name

Helen

Middle Name(s)

\* Last/Family Name

Smith

Preferred Name

The name you want to be called, if different from your legal given name. Do not include your last/family name. Note: While the OUAC and some institutions may use your preferred name for communications (e.g., mail, emails) and on official documents (e.g., offer letters), some institutions will use only your legal name.

[?](#)

Former Last Name/Family Name

[?](#)

Help links are located on most of the application screens or on the fields themselves.

# Add Personal and Contact Info

## Personal Information

 Help

Your name should appear as it does on your health card, passport or other official document.

- Use upper case and lower case letters for (e.g., TAYLOR).
- Do not enter initials or your nickname.
- If you only have 1 name, enter it as both your first and last name.

If you are not able to change your name or date of birth, you must provide a valid explanation.

\* Required field

### Your Name and Other Personal Information

Title

Choose ▼

\* First/Given Name

Helen

Middle Name(s)

\* Last/Family Name



Smith

Preferred Name

The name you want to be called, if different from your legal name. Note: While the OUAC and some institutions may use your preferred name for communications (e.g., mail, emails) and on official documents (e.g., offer letters), some institutions will use only your legal name.

## Contact Information

**Required:** 1 home address, 1 mailing address and 1 phone number.

My Email	Status	Actions
email@email.com	Not Verified	 Edit
		 Re-send Verification Email

Address Type	My Addresses	Actions
Home	Required	 Add
Mailing	Required	 Add

# Select Your Programs

## Select Programs

You may browse through program information using one of these starting points:

**Program Category**

[By University](#)

[By Geographic Area](#)

These are the search options.

## Search by Program Code

If you have done your research and know exactly which program codes you would like to add, enter the codes here:

**Program Code**

Search

Enter an OUAC program code to search for it.

# Once You Have Selected a Program

Complete the program details for each program selected.

## Select Programs - Lakehead University

[Review the Lakehead University requirements](#)

Visit [Lakehead University](#)

With two campuses in Thunder Bay and Orillia, Lakehead University offers a diverse range of highly recognized programs, acclaimed faculty and the latest of-the-art learning technology, all nestled in the beauty of the natural environment. From all around the world choose to study at Lakehead University. Now it's your turn to learn more about Canada's #1 Value-Added University. Visit [www.lakeheadu.ca](http://www.lakeheadu.ca) to learn more about the offerings available.

Course selection for those entering during the Winter, Spring and Summer sessions. Please contact Enrolment Services - Undergraduate Admissions for further information.

Enrolment Services - Undergraduate Admissions  
Lakehead University

View the admission requirements for the program



## Program Details - Accounting

Complete the details requested in the following form.

- Bachelor of Commerce (BComm)
- Program is also available by co-operative education.

SPECIFIC PROGRAM ADMISSION REQUIREMENTS (OSS):

- ENG4U, MHF4U, one additional 4U Math, three additional 4U or 4M courses. Students deficient in math will not be considered for BComm specializations.

- [Admission Requirements](#)
- [Visit](#)
- [Visit University of Guelph-Humber](#)

\* Required field

### Program Details

#### Institution

University of Guelph

#### Program Code





GBK



# Order Your Choices

Program Choices

+ Add Program

Choice Number	Program Code	Program Title	Actions
01 ▼	JDA	Algoma University Business Administration (BBA 4 Year) 2021 Fall (September)	 Edit  Delete
02 ▼	PA	Minissing University 2021 Fall (September) Subject of Major	 Edit  Delete
03 ▼	SCI	Ryerson Un Criminology 2021 Fall (Sep	

**Order Your Choices**

Rank your program selections in order of preference then click "Save".

Save

The choice order does not affect scholarship or admission consideration **unless** a university's information specifically states that it does.

# Fees

**\*Total Owing**

You are logged in as: hsmith\_003  
[Log Out](#)

My OUAC Account

My OUAC Financial Account

Submit Payment

**Application Links**

Welcome

Personal Information

Contact Information

Academic Background

Browse Programs

**Program Choices**

Additional University Details

Document Upload

Other Academic Information

**Program Choices**

[+ Add Program](#)

Choice Number	Program Code	Program Title	Actions
01 ▼	JDA	Algoma University Business Administration (BBA 4 Year) 2021 Fall (September)	<a href="#">Edit</a> <a href="#">Delete</a>
02 ▼	PA	Nipissing University Bachelor of Arts 2021 Fall (September) Major Interest: Sociology	<a href="#">Edit</a> <a href="#">Delete</a>
03 ▼	SCI		<a href="#">Edit</a> <a href="#">Delete</a>

**Order Your Choices**

Rank your program selections in order of preference. Then click "Save".

[Save](#)

The cost is \$150 for the first 3 university/program choices and \$50 for each additional choice.

# Document Upload

## Document Upload - Information

You may upload proof of status in Canada and/or other types of documents to support your application.

- Review this list to determine which documents to upload for your chosen universities.
- Upload PDF files only with a maximum size of 5 MB.
- Do not upload any documents that are not on this list, as we will not process them or send them to the universities you specify.

University	Document Type
Algoma University	<ul style="list-style-type: none"><li>• Unofficial Exam Result</li><li>• Unofficial Credential Evaluation</li></ul>
Brock University	<ul style="list-style-type: none"><li>• N/A</li></ul>
Carleton University	<ul style="list-style-type: none"><li>• N/A</li></ul>

You can upload documentation that supports your application, as required by your university choices.



# Answer Questions

You must complete the Additional University Details and questions in the “Other Academic Information” section.

### Additional University Details

Select a year **only** if you have applied to 1 or more universities. If you have not applied, leave this section blank.


\* Required field

**Algoma University**  
Previous Year Applied

**Nipissing University**  
Previous Year Applied

**Ryerson University**  
Previous Year Applied

### Other Academic Information

 Help

\* Required field


**Other Academic Information**  
\* My total number of years in Ontario high schools (including current school year)

\* My total number of years in a Canadian school system  
If this question does not apply to you, choose "Not Applicable".

\* My total number of years in an English-language school system outside of Canada  
If this question does not apply to you, choose "Not Applicable".

In which country?

**My International Baccalaureate (IB) program type (if applicable)**

I intend to write (or have already written) an Advanced Placement exam by June of the current school year.  
AP exams are administered by The College Board in the United States.  


# Current High School Info/Grades

Please monitor and report errors to your guidance counsellor.

## Current High School Information and Grades

Your high school has provided us with your applicable academic data throughout the year.

- Review your academic information carefully and inform your guidance counsellor if changes are required.
- Only your Grade 11-12 courses are reported to the OUAC (your Grade 9-10 courses will not be listed).

**Note:** If there is no information listed on this page, please continue to submit your application and contact your guidance counsellor.

### My High School Information

School Number

999999

School Name

OUAC Grades

Diploma Status

Unknown

This screen is  
read-only.

# Submitting Your Application

## Review and Submit

Please review your information:

- Correct any errors or warnings by returning to the appropriate section of your application.
- Once satisfied that your information is accurate, read the "Applicant's Declaration".
- Click "I Verify and Agree" to proceed to payment.

Once you have successfully submitted your application, you will receive an OUAC Reference Number.

## Warnings

- **5251:** Make sure you entered your name correctly. Do not use all capital letters.

This information was provided in Personal Information:

### Your Name and Other Personal Information

Title

I Verify and Agree

Click to proceed  
to the payment  
screen.

# Paying for Your Application

You can pay by the following methods:

**1. VISA, MasterCard, American Express, VISA Debit or Debit MasterCard:**

You will need the card number, expiry date and CVV/CVC/CID number.

**2. Online Banking:**

You will receive a bill payment account number from the OUAC when you submit your application.

**3. Flywire:**

For international payments only. You can pay the Canadian dollar fees in the currency of your choice.

# Paying for Your Application

**Payment Options**

☐ Credit/Debit Card (VISA, MasterCard, American Express, VISA D)

**Important: Do not click the "Back" button in your browser after you**

▶ More

☐ Online Banking (Canadian banks and credit unions only). This process usually takes 2-5 business days.

▶ More

☐ Flywire (For international payments only)

▶ More

Continue

Once you choose your method of payment and click "Continue", you will receive your OUAC Reference Number.

The OUAC cannot process your application without the application fee.

# Finishing

- On the Complete page, print the screen displaying your OUAC Reference Number (2021-XXXXXX) and instructions. You will also receive an email.
- Record your OUAC Reference Number, as you will need to include it when communicating with the OUAC and the universities.

## Complete

Thank you, your application has been submitted. Your OUAC Reference Number is: 2021-XXXXXX.

Your application will be forwarded to your university choice(s) once the application service fee is successfully processed. **All fees are non-refundable.**

# Request a Temporary Password

## Forgot Your Password?

Enter the username and email address associated with your OUAC Account. We will email you a link to reset your password.

**Note:** If you are experiencing problems logging in, clear your cookies/cache and retry before you reset your password.

\* Required field

\* Username

[Recover your username](#)

\* Email Address

Reset Password

Cancel

# Need Assistance?

Read the "FAQ" section and the 101 Application Guide on our website at: [www.ouac.on.ca/faq-application/101](http://www.ouac.on.ca/faq-application/101).

Contact us:

OUAC

170 Research Lane

Guelph ON N1G 5E2

Telephone: 519-823-1063

Fax: 519-823-5232

Email: [101sup@ouac.on.ca](mailto:101sup@ouac.on.ca)

Website: [www.ouac.on.ca/ouac-101](http://www.ouac.on.ca/ouac-101)



Ontario Universities'  
Application Centre