

Parent/Guardian Community E-Bulletin

Inspire Learning!



Markville Secondary School E-Bulletin



1000 Carlton Road
Markham, Ontario
L3P 7P5
Principal: Patricia Obadia

Tel: (905) 940-8840
Fax: (905) 940-8895
Email: markville.ss@yrdsb.ca



November 20th 2020

Assessment

This week Midterm Report Cards were sent home electronically. We know that for some of you this may be a new process. To help you better understand this document, we are sharing an excerpt from *Growing Success*. This is the document that all educators in Ontario follow for assessing, evaluating, and reporting on student learning.

Growing Success: Assessment, Evaluation, and Reporting in Ontario Schools

Assessment is the process of gathering information that accurately reflects how well a student is achieving the curriculum expectations in a subject or course. The primary purpose of assessment is to improve student learning. Assessment for the purpose of improving student learning is seen as both “assessment for learning” and “assessment as learning”. As part of assessment for learning, teachers provide students with descriptive feedback and coaching for improvement. Teachers engage in assessment as learning by helping all students develop their capacity to be independent, autonomous learners who are able to set individual goals, monitor their own progress, determine next steps, and reflect on their thinking and learning.

Teachers will obtain assessment information through a variety of means, which may include formal and informal observations, discussions, learning conversations, questioning, conferences, homework, tasks done in groups, demonstrations, projects, portfolios, developmental continua, performances, peer and self-assessments, self-reflections, essays, and tests.

For Grades 1 to 12, assessment is based on evidence of student achievement of the provincial curriculum expectations. Teachers will ensure that students' demonstration of their achievement is assessed in a balanced manner with respect to the four categories of the achievement chart, and that achievement of particular expectations is considered within the appropriate categories. All specific expectations must be accounted for in instruction and assessment.

As essential steps in assessment for learning and as learning, teachers need to:

- plan assessment concurrently and integrate it seamlessly with instruction;
- share learning goals and success criteria with students at the outset of learning to ensure that students and teachers have a common and shared understanding of these goals and criteria as learning progresses;
- gather information about student learning before, during, and at or near the end of a period of instruction, using a variety of assessment strategies and tools;
- use assessment to inform instruction, guide next steps, and help students monitor their progress towards achieving their learning goals;
- analyse and interpret evidence of learning;
- give and receive specific and timely descriptive feedback about student learning;
- help students to develop skills of peer and self-assessment.

Teachers will also ensure that they assess students' development of learning skills and work habits in Grades 1 to 12, using the assessment approaches described above to gather information and provide feedback to students. Principals support the fulfilment of these policy requirements by encouraging continuing professional development among staff and by fostering a school-wide collaborative learning culture based on the sharing of knowledge and on a sense of collective responsibility for outcomes.

Growing Success

<http://www.edu.gov.on.ca/eng/policyfunding/growsuccess.pdf>



School Notices



Literacy Task #2 will take place on **Tuesday, November 24th during Block 2 (period 2) in all grade 10 classes.** For more information about the Ontario Secondary School Literacy Test please visit [EQAO's](#) website.

EQAO plans to administer the Ontario Secondary School Literacy Test (OSSLT) online in spring 2021. Additional details to follow.

Schedule Change

Rotation 6 starts on **Friday November 27th.** Please check Teach Assist to find out which cohort your child is in for Period 2 Face to Face. Remember you will need your child's password to access Teach Assist.

A few reminders about safe and best practices for student learning and safety:

- If a student does attend school on the wrong cohort day, they will be sent home. Cohorts are created to keep everyone as safe as possible, so this is necessary.
- Afternoon online classes will consist of 40 minutes of synchronous learning with the remaining 10 minutes for independent work and / or time for students to stretch, get a drink, etc.
- Lastly, if a class or entire school needed
- to be closed due to COVID-19, the expectation is that all students are to connect in their virtual / online learning platforms (Google Classroom, Moodle, etc.) within 24 hours. The student would follow the same schedule in place at the time of the closure.

Time	Rotation 2 Sept. 28-Oct. 9 Rotation 6 Nov. 27-Dec. 14
8:20-10:50 a.m. Face-to-Face	Period 2
10:50-11:05 a.m.	Exit
11:05-12:20 p.m.	Travel & Lunch
12:20-1:10 p.m. Online	Period 1
1:10-2:00 p.m. Online	Period 4
2:00-2:50 p.m. Online	Period 5

Tech Tip



Welcome to Week 4, the final week of the four (4) week K-12 Cyber Security Awareness Month (CSAM) campaign, running from October 26 to November 20.

November 16-20

Week 4: Be Smart and Safe Online

- **Online gaming**
 - Know the risks of online gaming ([Word](#) / [PDF](#)) (custom content)
 - [How to stay safe when online gaming](#) (Video)
 - Quick tips for staying safe when online gaming ([Word](#) / [PDF](#)) (custom content)
 - [Ways to keep your kids safe while playing online games](#) (Blog)
 - [Gaming and your privacy](#)
- **Social media**
 - [How to stay safe on social media](#) (Video)
 - Tips for staying safe on social media ([Word](#) / [PDF](#)) (custom content)
 - [Are your online friends who they say they are?](#)
- **Cyberbullying**
 - [Cyberbullying: What is it and how to stop it](#)
- **Sexual exploitation, sextortion and sexting**
 - [What is Child Sexual Exploitation and Sex Trafficking](#)
 - [What is sextortion, what leads to it and how to protect yourself?](#)
 - [Don't get sextorted, send a naked mole rat](#) (Video)
 - [What is a 'capper'?](#) (Blog)
 - [What is Grooming?](#)
 - [What is 'Sexting' and what are the consequences?](#)

Sources of Referenced Content:

- Ontario Cyber Security Centre of Excellence – <https://www.ontario.ca/page/cyber-security-centre-excellence>
- Get Cyber Safe – Government of Canada – <https://www.getcybersafe.gc.ca/en/home>

- Office of the Privacy Commissioner of Canada – <https://www.priv.gc.ca/en/>
- Information and Privacy Commissioner of Ontario – <https://www.ipc.on.ca/>
- RCMP – <https://www.rcmp-grc.gc.ca/>
- Canadian Centre for Child Protection – <https://www.protectchildren.ca/en/>
- MediaSmarts – <https://mediasmarts.ca/>
- Caring for Kids – <https://www.caringforkids.cps.ca/>
- Canadian Paediatric Society – <https://www.cps.ca/>
- Egale – <https://egale.ca/>
- White Ribbon – <https://www.whiteribbon.ca/>
- CAMH – <https://www.camh.ca/>
- Ophea – <https://www.ophea.net/>
- UNICEF – <https://www.unicef.org/>

Stay Cyber Safe! Thank you to YRDSB IT staff for these great tips!

Tweet of the Week



Community Notice via YRDSB



**Black Foundation of
Community Networks
(BFCN)**

Scholarship Application Workshop

A FREE online workshop to show Black students and their families how to search, prepare, and apply for scholarships and bursaries. If you are in high school or Grade 8, this workshop is especially for YOU!

**Friday, November 20, 2020
7 PM - 9 PM | ONLINE (Zoom)**

To participate, download Zoom and register via Eventbrite at
bit.ly/BFCNWorkshopNovember20

For more information or to share accessibility needs, contact Cheryl at
info@bfcn.ca or 416-566-2731.

Learn more about our work and how to support at bfcn.ca.

K.A.L.V.I

KNOW.ACHIEVE.LEARN.VENTURE.INSPIRE

STUDENT LEADERSHIP TRAINING SERIES

Are you a high school student who wants to enhance and learn
new skills to become a future leader?

November 13th: Self-Esteem & Self Confidence

November 30th: Public Speaking

December 4th: Media 101

December 11th: Civics 101

SIGN UP RIGHT NOW!

[HTTPS://STUDENTTRAINING.EVENTBRITE.CA](https://studenttraining.eventbrite.ca)



Funded by Government of Canada

Canada



**Parents of
Black Children**



We know that Black parents have a strong history and legacy of engagement, advocacy and support for their kids. These are just some helpful tips that our organization, Parents of Black Children, would like to share.

PROGRESS REPORTS FOR YOUR CHILD MAY BE COMING HOME SOON....

Here's what you need to know about progress reports...

1. Progress reports do not give letter grades, but are based on teacher assessments and observations.
2. Parents should know where their child stands in the

class. Is your child progressing well or progressing with difficulty and what is their grade level.

3. Progress reports are typically accompanied with an invitation to meet with your child's teacher. We recommend that you meet with them, even if you think your child is doing well.
4. Try to meet with **all** teachers that support your child (including resource teachers).

Here are some talking points you can use when you meet with your child's teacher

YOU CAN SAY: "Can you tell me if my child is progressing well, progressing very well or progressing with difficulty?"

TIP: Let the teacher answer this question for language, math, science and social studies. Take notes.

YOU CAN THEN SAY: "Great! Now can you tell me, is that an A, A-, B, C etc?"

TIP Take out your pen and paper and write it down.

- If the teacher says your child is 'progressing well' this is where you REALLY have to lean in... Ask them how 'progressing well' translates to a letter grade. Is that a B? C-?
- Ask the teacher to break down each grade according to the following categories: reading, writing, oral and media.
- Be sure to take notes.



WHAT NEXT?

Once you get the letter grade ask the teacher what strategies they will be using to help your child.

YOU CAN SAY: "What strategies will you be using to move my child up to the next level?"

- Take out a pencil and paper and record their response

IMPORTANT INFORMATION ABOUT HOW YOUR CHILD LEARNS

Everyone learns differently. If your child needs extra help or 're-teaching,' remember that is OK. **Your child should not be penalized for needing extra help.**

WHAT YOU CAN SAY TO THE TEACHER: "The strategies that my child uses to demonstrate their learning should not impact their grade."

WHY IS THIS IMPORTANT:


- We want to raise children who ask questions and advocate for themselves. .
- A child should not be penalized for routinely seeking clarification.
- A child does not have to be independent to produce Level 4 work (A grade).
- Teachers are assessing the child's **WORK**, not the child's **HABITS**.

- Teachers should be assessing what children demonstrate.

Remember, education is a right!!! Parents have a right to ask questions!!! Don't ever feel bad about speaking up for your child!



NEED HELP?



Copyright © 2020 Parents of Black Children, All rights reserved.

PLEASE WEAR



A MASK

Community Notice

2020-2021

WINTER MAINTENANCE NEWSLETTER



WHAT WE DO

1. Watch weather forecast - 24/7



2. Patrol and monitor the streets - 24/7

3. Anti-ice - Salt brine sprayed on primary roads and bridges (weather dependent)

4. Salt trucks - dispatched first to primary and secondary roads

5. Plow & salt the roads - Review table below for snow clearing times




6. Clear the sidewalks - City crews start when sidewalks are 5cm of snow deep


7. Continue to clear snow - Can take up to 16 hours after the snow stops falling to clear all of Markham's streets



8. Respond to service requests - Wait at least 16 hours after the snow stops falling to call the Markham Contact Centre 905.477.5530

WHEN WE CLEAR SNOW

Road Type Use Markham's Winter Maintenance App on markham.ca/winter to find out what type of road you live on.	When does the City start salting? Salt is only effective for temperature -12°C and above.	When does the City plow?	How much snow is that?	How many hours after the snow stops falling does it take to clear an average storm?
Primary	When snowfall begins	3cm	Paper clip 	2 hours
Secondary	When snowfall begins	5cm	House key 	3 to 12 hours
Local	When road condition is deemed slippery	7.5cm at the end of snowfall	Bank card 	12 to 16 hours



Markham is proud to be environmentally friendly in salt usage.

WHAT IT TAKES TO CLEAR SNOW AND ICE



DRIVEWAY OPENINGS: “WINDROWS”



A windrow is the row of snow at the end of a driveway after snow clearing on your street.

Only residents under the Snow Windrow Removal Assistance Program will have one car width of windrow removed within 8 hours after local plow. The Snow Windrow Removal Assistance Program is designed to help persons with disabilities and elderly residents maintain road access from their driveways during the winter season.

Learn more at markham.ca/winter

DID YOU KNOW?

- Markham has a Salt Management Plan that regulates our salt usage, storage and salt transportation.
- Snow is plowed to the right and if you live on an inside corner, you will receive larger amounts of snow. Do not push snow back on the road. It is unsafe and illegal.
- Get the latest City news and emergency alerts delivered to your inbox. Sign up at markham.ca/eNews



Parking on both sides of all City streets is prohibited during snow clearing operations.

Existing parking permits and overnight exemptions held by residents are not valid during snow clearing operations.

Snow clearing begins at the start of any snowfall and continues for up to 24 hours.

Check the status of road & sidewalk plowing in your neighbourhood!
DOWNLOAD THE ACCESS MARKHAM MOBILE APP

Features:

- COVID-19 Virtual Assistant
- Recycling and garbage collection schedule with personalized notifications
- ‘What Goes Where’ search tool to help you dispose of items correctly
- Bikeways, parks and paths
- Signature and community events calendar
- Report a problem
- Your Voice Markham online engagement platform



Winter Maintenance app also available at markham.ca/winter



markham.ca/winter | 905.477.5530 | customerservice@markham.ca



