

Virtual Introduction to Kindergarten at Redstone Public School

Welcome

مرحباً بكم

Hoş Geldiniz

Добро пожаловать

सुस्वागतम्

جی آیاں نوں

환영합니다

歡迎

நல்வரவு

Chào mừng

خوش آمدید

欢迎光临

Welcome to Our Introduction to Kindergarten!

As parents or guardians, you are your child's first teacher and are the most powerful influence on their learning, development, health, and well-being.

We cannot wait to partner with you as your child begins school!



Kindergarten at Redstone Public School



Arrival time:

8:55 - 9:10 a.m. (Staggered entry)

Dismissal time:

3:30 p.m.

School Contact info: (905) 508 1073

Principal: Wendy Thompson

Vice-Principal: Maureen Daly

Admin. Assistant: Sukaina Nasser

Secretary: Janet Muench

The Kindergarten Learning Environment

The learning environment in Kindergarten reflects students' lived experiences, social identities and honours multilingual learners.



Our Kindergarten Educator Teams

Educators work together to support each child. The Kindergarten team consists of:

- a **Designated Early Childhood Educator (DECE)**
- a **Classroom Teacher**
- a **Prep-Coverage (planning time) Teacher**



Entering our Learning Spaces

It is important that your child is dropped off and picked up on time from the Kindergarten Yard. This will help establish routines.



Our daily schedule is as follows:

8:55 - 9:10 a.m.	Please drop off your child at the Kindergarten yard
9:10 a.m.	School begins
10:30 - 10:50 a.m.	Open snack & flow of the day
10:50 - 11:10 a.m.	Morning recess
12:50 - 1:10 p.m.	Lunch
1:10 - 1:50 p.m.	Lunch recess
3:30 p.m.	Dismissal

Play-based Learning Indoors

Children have opportunities to choose from a variety of play based learning experiences throughout the day.



Play-based Learning Outdoors



The Kindergarten Program includes learning in the **outdoors** as part of the instructional day.



Please ensure that your child is dressed appropriately for the weather and for outdoor play.

Recess Time



Children have the opportunity to go outside for recess each day.

Morning Recess: 10:50 to 11:10 a.m.

Lunch recess: 1:10 to 1:50 p.m.

Lunch & Snack



In Kindergarten, many children make choices about going to the snack table when they are hungry. Educators support children as they begin to do this independently.

Lunch & Snack Tips

Your child will need lunch and snacks that:

- are in containers easy for your child to open and eat independently (please label containers)
- do not require heating
- do not contain nuts or nut products
- are litterless

Preparing lunches and snacks with your child the night before can make getting ready for school easier the next day.



Lunch and Snack Containers and Drinks



Please make sure all containers, lunch bags and water bottles are permanently labelled as many children have similar items.



Favourite Snack Ideas

- Grapes and Cheese
- Slices of Apple, Orange, Clementine, Pear, Pineapple, Melon, Banana
- Cheese and Crackers
- Yogurt (practice opening)
- Carrots, Celery, Zucchini Sticks
- Broccoli, Cauliflower pieces



Favourite Treat Ideas

- Plain Popcorn
- Plain Pretzels
- Apple or Fruit sauce (practice opening)
- Oatmeal Cookie, Arrowroot Cookies
- Muffins
- Favourite Healthy Cereal



Favourite Lunch Ideas

- Pasta with favourite sauce & Veggies
- Mac and Cheese & Veggies
- Dumplings or Perogies with favourite sauce & Veggies
- Chicken and Rice/Potatoes & Veggies
- Chicken/Fish Sticks & Veggies
- Chicken/ Beef Stew & Veggies
- Vegan protein options & Veggies
- Pizza with favourite toppings
- Omelet with favourite toppings



Washroom and Self-Help Routines



Children are encouraged to:

- use the washroom with minimal assistance.
- wash their hands with soap and water.
- dress and undress themselves (zippers, buttons, shoes, etc.) as independently as possible.
- if unable to tie shoes 'No Tie' laces can be substituted.



Health and Wellbeing

We understand that at times it can be difficult to coordinate care for your child if they present an illness in the morning or late at night. However, sending a child to school when they are unwell puts the child at further risk of illness, as well as placing the other children and educators at risk of becoming ill as well.



When your child is sick:

- ★ Please keep your child at home
- ★ Please notify the school of the reason they will be away

If your child comes to school and teachers see that they are ill or they become ill during the day:

- ★ We will notify you immediately and request that you come and pick up your child.

Redstone Le Club Before and After School Program

Great Rates

Le Club

School Age Child Care and Summer Camp

(905) 881-8585

Head Office

300 John Street, Suite 302
Thornhill, Ontario L3T 5W4

info@le-club.ca

Qualified
RECE's
and staff

235 Redstone Rd. Richmond Hill

(416) 400-9960

rsleclub@gmail.com

Site Supervisor: Mahnaz Jamali

Hours: 7:00 am - 9:05 am

3:30 pm - 6:00 pm

www.le-club.ca



Healthy Snacks
Included

Amazing Child
Based
Program
Curriculum

Will Your Child be Taking the Bus?



Families can access this website to:

- Check if you are eligible for the school bus
- Find your bus stop

Student Transportation Services of York Region
(<http://net.schoolbuscity.com/>)

Will Your Child be Taking the Bus?

In the morning, when the bus arrives at the school, all Kindergarten students are escorted to the Kindergarten yard and then they enter their classrooms via the exit doors.

In the afternoon, bus students line up inside the school and are escorted to their bus when it arrives.

Note: Should there be an inclement weather day, buses will be cancelled in the morning.

Check the website for current information:



Student Transportation Services of York Region
(<http://net.schoolbuscity.com/>)

Backpack



- ★ two large sections
- ★ an outside pocket for a water bottle
- ★ large enough to fit an x-large ziploc, pocket folder, Library book, etc.
- ★ clearly labelled with your child's name

What goes inside the Backpack





- ★ a complete change of clothes in a labelled ziploc bag
- ★ lunch and snack bag (labelled)
- ★ communication bag every day
- ★ clearly labelled water bottle (outside pocket)
- ★ clearly labelled indoor running shoes (to stay at school)

The First Day of Kindergarten

Walking to school is encouraged. If your child arrives by car, please use the Designated Kindergarten drop-off zone.

Please ensure that your child arrives at school on time and is picked up on time.

The first day of school is a big event in the life of a family, so it's important to make it a positive one!



The First Day of Kindergarten

Arrive at the Kindergarten Drop-off area at 1:50 p.m. (Year 1 students)

Please note: regular school drop-off time will be 8:55 a.m.

Teachers will meet you at the gate and accompany your child into the classroom

Pick-up time is at 3:30 pm


Please be so kind as to remain outside the gated area.



The First Day of Kindergarten

Supported Entry

Drop off at the Kindergarten pen gate. Say a quick good-bye and then leave once a staff member has taken your child. Be confident and smile so your child knows they are okay. Tell the staff member who will be picking up your child for the first day and from then on.



The First Day of Kindergarten

Items to bring on the first day:

- backpack
- ziploc bag with a change of clothes
- pair of “indoor shoes”

*Note: Please mark all items clearly with your child’s name



Visiting the Office

If you have to visit the school office, you are asked to park off school property as the parking lot is used by school staff.



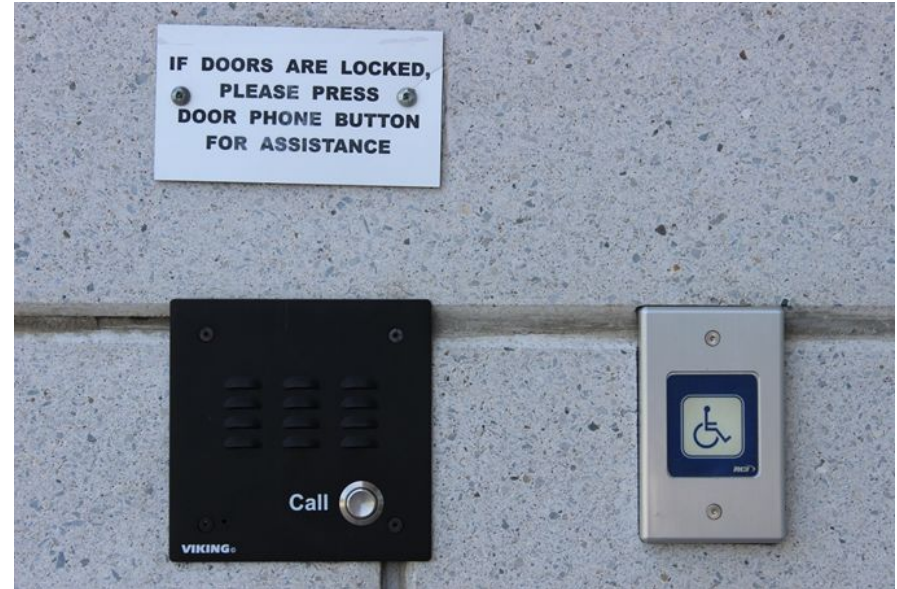
Please don't park in the Drop-off Zones or the Bus Zone.

Visiting the Office

Safe School entry

All the doors will be locked at the start of the school day and the only access is via the front doors.

Press the “Call” button to access the building.



Visiting the Office

Safe School entry

All visitors must report to the front office.

No visitors may visit a classroom without permission from the office.



Our Redstone Administrator Team



Wendy Thompson
Principal



Maureen Daly
Vice Principal

Visiting the Office

Safe School entry

Please wait behind the entry desk if you need to speak with one of our school office staff



Mrs. Sukaina Nasser



Mrs. Janet Muench

Visiting the Office

Safe School entry

Please send a note, via your child's teacher, if you'll be picking them up early or signing them out for an appointment to minimize disruptions of other students' learning.



Please sign your child in or out of the school using the binder on the office front desk.

Visiting the Office

Safe School entry

Late arrival

If your child will be arriving at school late, please call the office and leave a message.

If you arrive and there are no staff in the Kindergarten yard, do not drop your child off in the yard. Simply walk them to the office and sign them in.



Please sign your child in using the "lates" binder on the office front desk.

Tips for the First Day of Kindergarten

1. **get up on time to allow for a relaxed morning routine including a healthy breakfast**
2. **send a family photo in your child's backpack that they can visit throughout the day if they need to feel connected to you**
3. **remind your child of who is picking them up**
4. **use a goodbye routine you have practiced with your child**
5. **remember to remain cheerful and reassure your child that they will be okay!**



Preparing for Kindergarten

Over the summer:

- Walk to school
- Take a look at the school yard
- Find the gate to the Kindergarten area
- Establish bedtime routines and morning routines
- Make up a fun goodbye routine



We Look Forward to Welcoming You!



If you have any questions or concerns, please do not hesitate to contact us.

Redstone Public School



Thank You!