

Course Selection Planning for Grade 12





Decisions, Decisions!



- Complete online course selection on **Career Cruising**
- **Printout** for parent/guardian signature
- **Submit** to your Per 1 teacher by: **Friday FEBRUARY 23, 2018**
- *Students who submit their course selection late may not be able to enroll in the courses of their choice*



Course Selection requires planning

- Choose wisely! Know your strengths, limitations and interests
- Seek advice! Teachers, guidance, and parents





Full Disclosure




- The Ontario Student Transcript provides a record of a student's overall achievement in high school to post-secondary institutions
- In grades 9 and 10, only successfully completed courses appear on the transcript
- In grades 11 and 12, a list of ALL courses taken or attempted, with percentage grade, will appear on the transcript



Full Time Student Status

- Students are required to carry a **full-time course** load
- Grade 9-11 students must carry **eight courses**
- Grade 12 students must carry a **minimum of six courses** (three in each semester)





Where am I going?



- Post-secondary destinations: work, college, university, apprenticeship, specialized training, etc.
- Explore ALL the possibilities that exist after high school
- Be aware of admission requirements for possible destinations
- Review labour market trends



Using your IPP

The screenshot shows the Career Cruising website interface for a user named 'Sample01'. The page is titled 'Welcome to Career Cruising, Sample01!' and features a 'My Progress' section with a progress bar at 0% and a pie chart showing 0% Complete, 22% Reflect & Confirm, and 78% Incomplete. A quote by Steve Jobs is displayed: "Your work is going to fill a large part of your life, and the only way to be truly satisfied is to do what you believe is great work. And the only way to do great work is to love what you do." - Steve Jobs. Below this, there is a section titled 'Focus on Careers' with a sub-section 'Focus on careers in social activism' and a list of related careers: Activist, Community Worker, Fundraiser, Lobbyist, Political Aide, Politician, Public Policy Analyst, and Volunteer Manager. A small image of a woman reading a book is also visible. The footer includes 'Terms of Use', 'Privacy', 'Contact Us', and '© 2014 Career C'.

Use your Individual Pathway Planner

- IPP is found on Career Cruising
- It has valuable resources for career planning and goal setting

Online Resources

- Ontario Colleges www.ontariocolleges.ca
- University www.electronicinfo.ca
- Individual college or university calendars/websites
- Apprenticeships - www.apprenticesearch.com





Graduation Requirements



- 30 credits
(18 compulsory and 12 optional credits)
- Successful completion of the Literacy requirement
- 40 hours of community involvement



Tracking Diploma Requirements

- Review your marks from previous courses in the Course Planner of Career Cruising
- Carefully consider these marks when making decision for next year's course selection
- Report any errors or discrepancies to Guidance

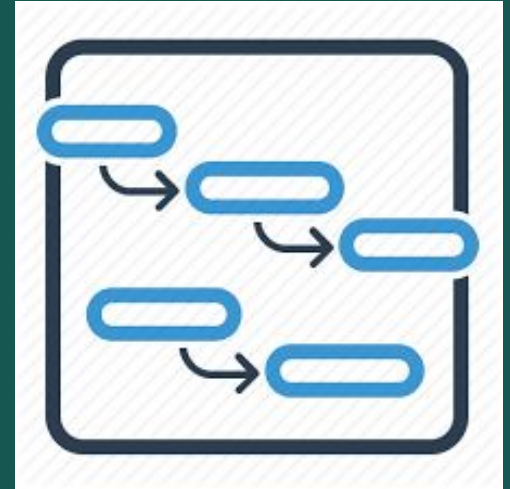
Year 9	Year 10	Year 11	Year 12
English ENG1D1 1 90	English ENG2D1 1 84	English ENG3U1 1	English ENG4U1 1
Math MPM1D1 1 94	Math MPM2D1 1 90	Math MCR3U1 1	Calculus and Vectors MCV4U1 1
Science SNC1D1 1 91	Science SNC2D1 1 83	Advanced Functions MHF4U1 1	Core French FSF4U1 1
French FSF1D1 1 92	History CHC2D1 1 81	Core French FSF3U1 1	Business Leadership: ... BOH4M1 1
Phys Ed PPL108 1 94	Careers GLC2O1 0.5 91	Introduction to Anthr... HSP3U1 1	Mathematics of Data ... MDM4U1 1
Geography CGC1D1 1 92	Civics CHV2O1 0.5 91	Financial Accounting ... BAF3M1 1	Marketing: Sports, Ent... IDC4U2 1
Gr 9 Keyboard AMK1O1 1 95	Information and Com... BTT2O1 1 92	Credits: 6	Analysing Current Ec... CIA4U1 1
Introduction to Busin... BBI1O1 1 90	Core French FSF2D1 1 90		Spare SPARE 0
Credits: 8	Food and Nutrition HFN2O1 1 97		Alternate HHS4U1 1
	Credits: 8		Alternate BBS4M1 1



**34 CREDIT
THRESHOLD**

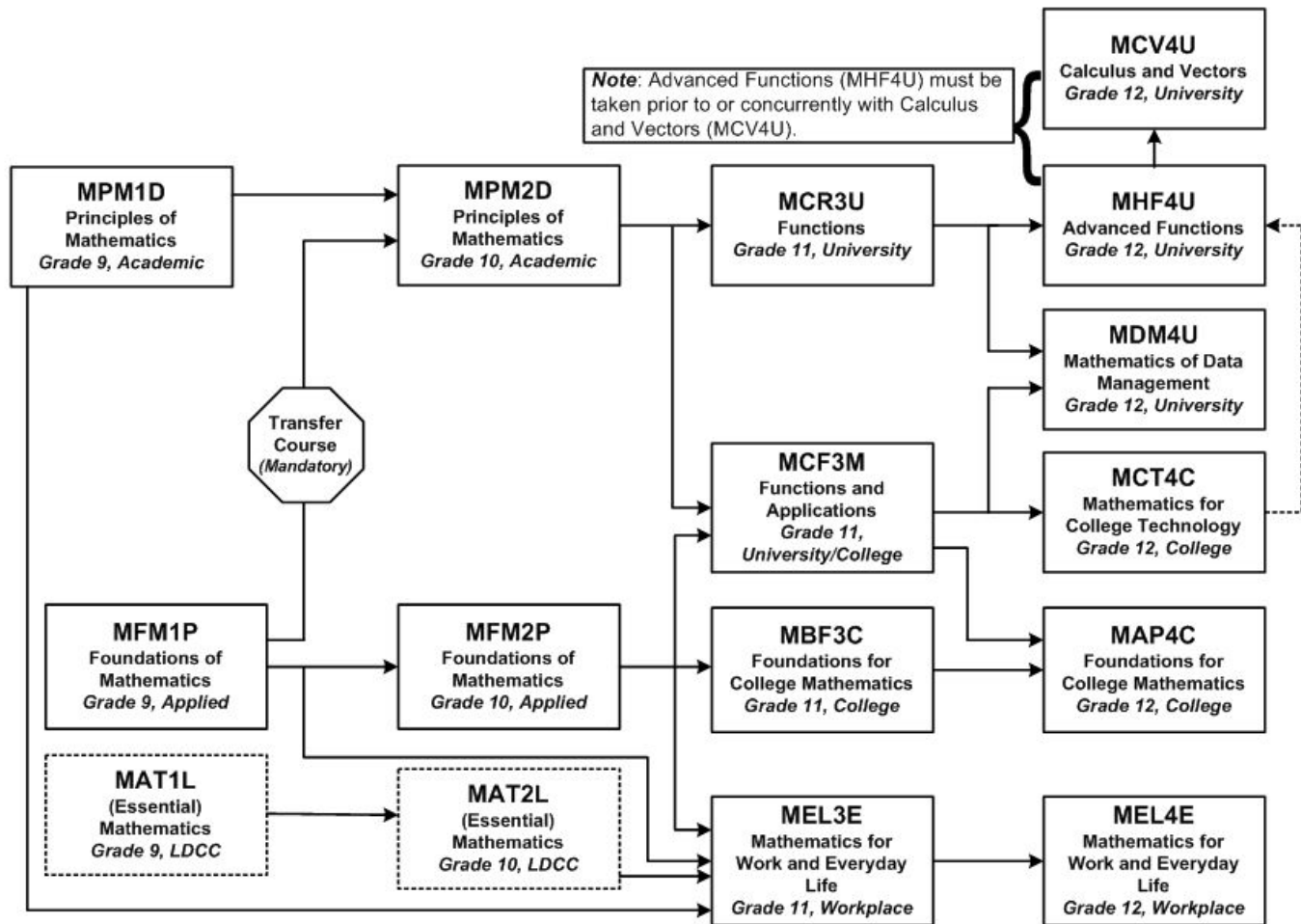
Prerequisite Planning

- Grades 11 and 12 courses may have prerequisites
- Consult the flowcharts for each subject area
- Check individual colleges, universities and other post-secondary institutions' prerequisites



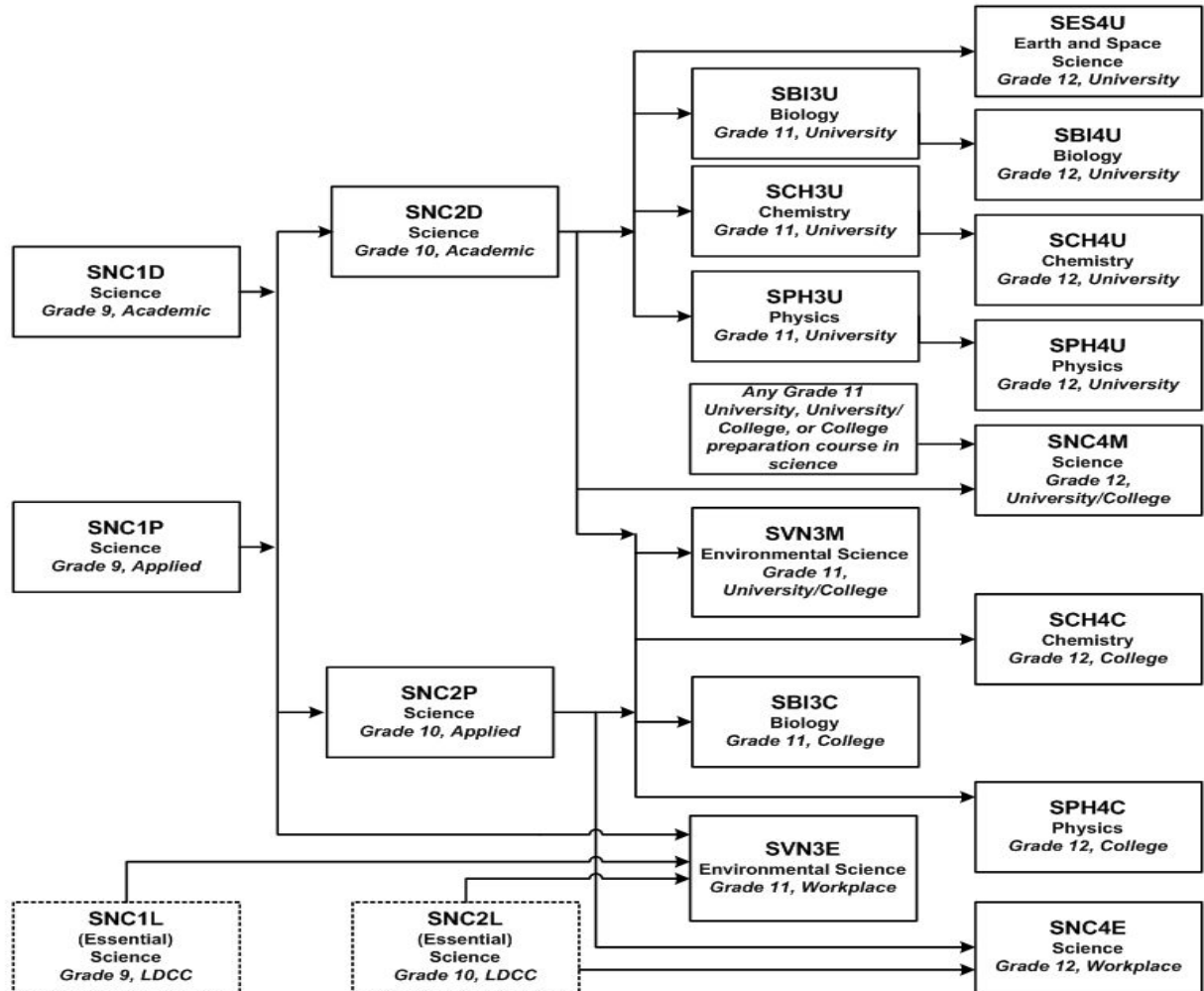


Math Pathways



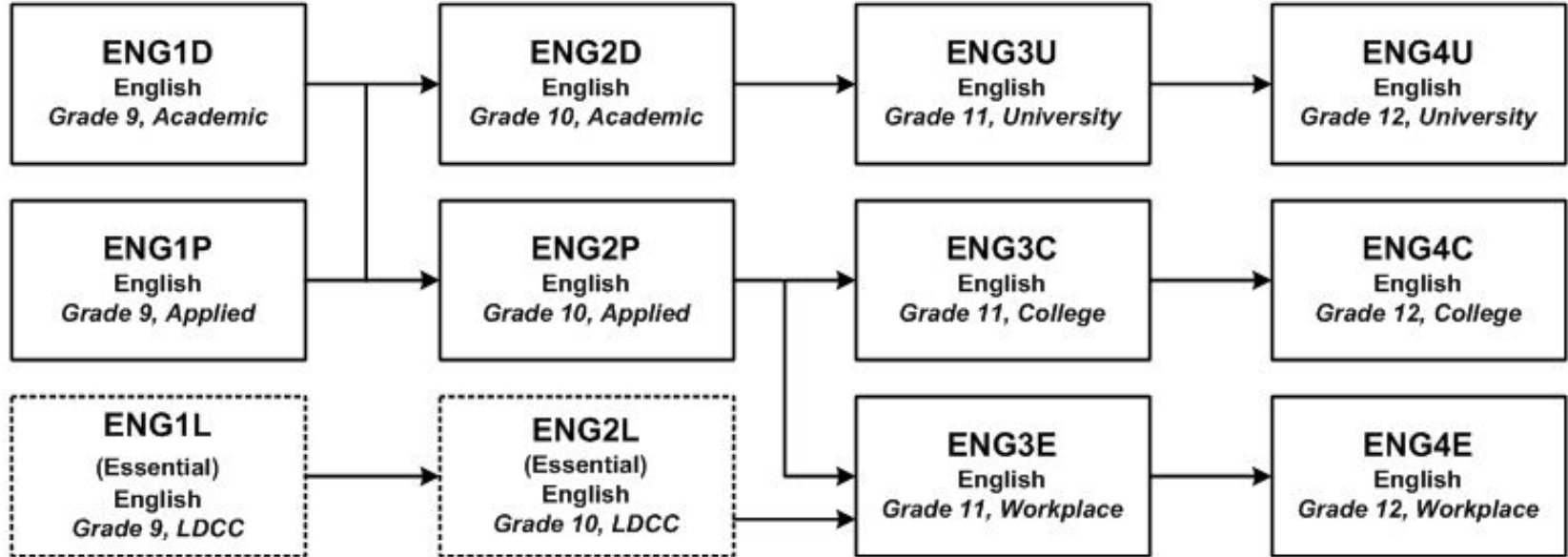


Science Pathways





English Pathways



Specialized programs at RGSS

Cooperative Education

- 2 credit (½ day) or 4 credit (all day)
- Must complete an online application form (<https://goo.gl/IyQMui>) and teacher reference forms
- In the spring you will receive an appointment to meet with Co-op to discuss your interests



Specialized programs at RGSS

Accelerated OYAP

- Regional program that runs in semester 2 – Application required
- Must be in graduating year
- 4 credit (all day) – select for semester 2 ONLY
- Attend mandatory Open Houses and Orientation sessions in Fall of Semester 1
- Plan to complete all graduation requirements by end of semester 1 (i.e. English, Math, etc.)

Specialized programs at RGSS

Dual Credit

Earn both college and high school credits (Semester 1 or Semester 2)

Select 1 or 2 credit Dual Credit course in Career Cruising

Once a week in the afternoon

– can partner with Co-op or take morning classes only

Visit Guidance/Co-op for more information

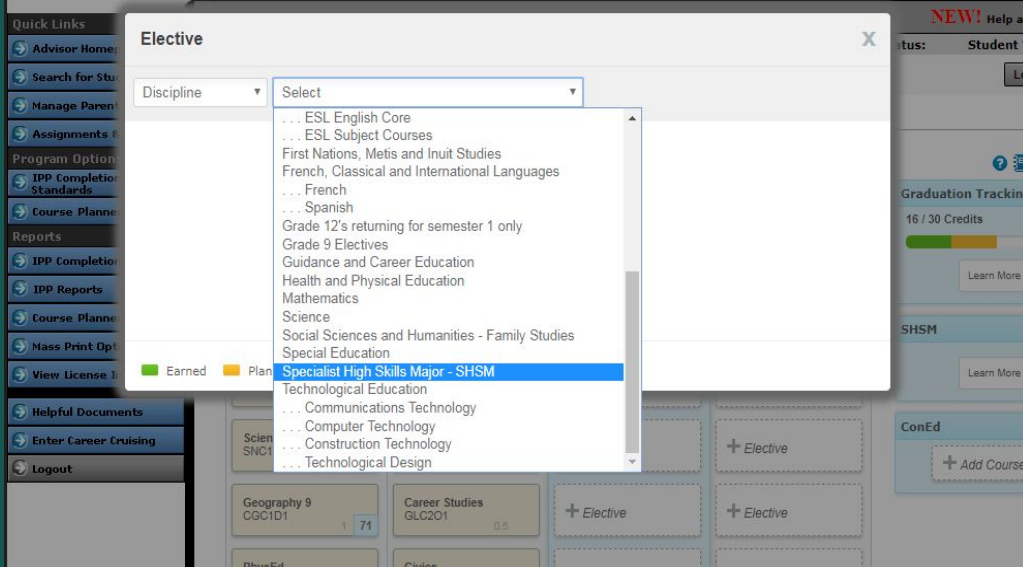
Specialized programs at RGSS

Specialist High Skills Major



- Offered in; Business, Construction, Health and Wellness
- Bundle of 8-10 courses in grade 11 and 12
- Includes a 2 credit Co-operative Education
- Must complete SHSM Application form at [Bit.ly/YRDSBSHSMapp](https://bit.ly/YRDSBSHSMapp)

Specialized programs at RGSS



Choosing SHSM on Career Cruising...

- Click on the “+” elective
- Scroll down to **Specialist High Skills Major SHSM**
- Add course

Specialized programs at RGSS

Exploring Opportunities Program (EOP)

- 4 credit package with a focus on Construction Sector (2 credit co-op, Construction, Navigating the Workplace)
- Runs semester 1 or semester 2
- Select in Career Cruising
- Application and interview required



Specialized programs at RGSS

The screenshot shows the 'Elective' selection interface. The 'Discipline' dropdown is set to 'Alternative Education'. A list of elective options is displayed, with 'Alternative Education' highlighted. The background shows a grid of course cards with '+ Elective' buttons.

Name	Unit	Type	Grade
EOP - Semester 1 (H...)		X	11
EOP - Semester 2 (H...)		X	12

Choosing EOP on Career Cruising...

- Click on the “+” elective
- Scroll down to **Alternative Education**
- Add course

Destinations





Work Destination

What do I need to do to get prepared?

Resume/Cover Letter, Interview Skills,
Networking, Transferable Skills, Work Habits

How can I prepare before I graduate?

Cooperative Education, Exploring Opportunities
Program (EOP), Community Involvement,
Related Experiences, Online resources





Apprenticeships



- Hands-on training program – 85-90% occurs ‘on-the-job’, while 10-15% takes place in the classroom
- Apprentices earn while they learn
- Requires competencies in Math, English and Science
- Grade 12 Math (MAP4C1 or MCT4C1)



College Programs

Program	Length	Entrance Requirements	Cost
Certificate	1+ yrs	OSSD ENG4C / ENG4U Possible additional requirements such as Math or Science	\$2500-5000/yr
Diploma	2-3 yrs		
Advanced Diploma	2-3 yrs		
Collaborative Programs	2 + 2-4 yrs		
Degree	4 yrs	Six 'U' or 'M' courses ENG4U + additional requirements	\$6100/yr



University Programs

Program	Length	Entrance Requirements	Cost
Bachelor's Degree	3-4 yrs	OSSD ENG4U + 5 'U'/'M' courses Programs may require specific courses, check the program website for details	\$6000-10000/yr

Online Course Selection



School Board Website - www.yrdsb.ca

www.yrdsb.ca/Pages/default.aspx

Home | About Us | Board of Trustees | Schools | Programs & Services | Students | Parents | Community

You Are Here: [Home](#)

Google Translate

News & Events

- [Cycle & Information Sessions](#)
October 7, 2016 - January 31, 2017
- [Chair's Committee Meeting](#)
December 21, 2016
- [Chanukah](#)
December 24, 2016 - January 1, 2017
- [Christmas Day](#)
December 25, 2016
- [Yeshiva](#)
December 26, 2016
- [Birth of Guru Gobind Singh](#)
January 3, 2017
- [Julian Christmas](#)
January 7, 2017
- [Special Education Advisory Committee](#)
January 12, 2017

Winter Break - December 26, 2016 - January 6, 2017

1 2 3 4

Board Priorities

Modern Learning | Mathematics | Mental Health
Equity | Innovation | Leadership

Online Tools

- [Student Tools & Resources](#)
- [Individual Pathways Plan & Course Selection](#)
- [School Year Calendar](#)
Elementary & Secondary Learning Calendars
- [School Locator](#)
Locate your schools from your address
- [Book a School \(Parents\)](#)
Community Use of Schools

Click on the
"Online
Course
Selection
tab"

School Board Website - www.yrdsb.ca

The screenshot shows the website's navigation menu with the following items: Home, About Us, Board of Trustees, Schools, Programs & Services, Students, Parents, and Community. The breadcrumb trail reads: You Are Here: Home > Programs & Services > Guidance Services > Career Cruising and Secondary Online Course Selection. The main content area is titled "Career Cruising and Secondary Online Course Selection" and includes a description of the tool and instructions for users. Below the text are four icons: "Career Cruising Grades 6 - 12", "Career Cruising Pathfinder Tips", "Tip Sheet", and "Tutorial". A red arrow points from the left towards the "Career Cruising" icon.

Click on the "Career Cruising" tab

Career Cruising

Login with your username
and password



The screenshot shows the 'My IPP Login' page for York Region DSB. The page has a blue header and a white main content area. The login form is highlighted with a red border and contains the following fields:

- Username: YORK-
- Password: [Empty field]

Below the password field is a yellow 'Login' button. To the right of the form, there is a grey box with the following text:

Your Username is the prefix 'york-' + your Student ID (e.g. york-123456789)
When you first login, your Password is your birth date (mmddyyyy)
(e.g. August 20th, 1990 -> 08251990)
You will be required to change your password after you first login.

At the bottom of the page, there is a blue navigation bar with the following links:

- Student Course Guide: York Region DSB
- ccPathfinder Video Student Demonstration
- Learn more about: CareerCruising Products
- ccSpringboard
- ccInspire
- ccSpark
- ccTheRealGame

A 'Select...' dropdown menu is also visible under the 'Student Course Guide' link. A video player thumbnail is shown under the 'ccPathfinder Video Student Demonstration' link. A 'Privacy Policy' link is located at the bottom left of the page.

Course Selection

Click 'Choose my courses'



The screenshot shows the Career Cruising website for a user named Sample01. The interface includes a navigation bar with 'Français', 'Help', and 'My Account'. A sidebar on the left lists options: 'Explore My Interests', 'Learn About Careers', 'Explore Education Options', 'Choose My Courses' (highlighted with a red box), and 'Build My Resume'. The main content area features a 'Welcome to Career Cruising, Sample01!' message, a 'My Progress' section with a progress bar at 0% and a pie chart, and a 'Focus on Careers' section with a list of related careers and a photo of a woman reading a magazine.

My Progress

Category	Progress
Complete	0%
Reflect & Confirm	22%
Incomplete	78%

Focus on Careers

Focus on careers in social activism

Do you want to help make the world a better place? Here are some careers that will allow you to make a difference:

Related Careers

- Activist
- Community Worker
- Fundraiser
- Lobbyist
- Political Aide
- Politician
- Public Policy Analyst
- Volunteer Manager

Show me

Sample02
Assessments Careers Education Employment

My Course Plan

My Progress 0% 100%

Year 9 Year 10 Year 11 Year 12

French ENG101 74 English 10 ENG101 82 English 11 ENG111
English 9 ENG101 80 Math 10 MATH101 83 Math 11 MATH111
Math 9 MATH101 71 Science 10 SCIE101 86 Introduction to Art, Design & Visual Arts (HPSU1) 74
Science 9 SCIE101 71 History 10 HIST101 88 Introduction to Computer Science (ICSDU1) 74
Geography 9 GEOG101 79 Career Studies (CSDU1) 84 Biology (BBDU1) 74
Physical Education (PEL101) 80 Civics (CIV101) 80 Chemistry (SCH101) 74
Instrumental Music - 5 (AMU101) 91 Instrumental Music - 5 (AMU101) 87 Understanding Careers (CUBU1) 74
Performing - Instrumental (AMU101) 91 Introduction to Business (BBDU1) 81 Physics (PHU101) 74
Information and Com. (ITU101) 83 Performing - Instrumental (AMU101) 83
Food and Nutrition (FNU101) 83

Graduation Tracking

85.5 / 88 Credits

Learn More

SHSM

Learn More

ConEd

Learn More

Submit

Add Course

Add Course

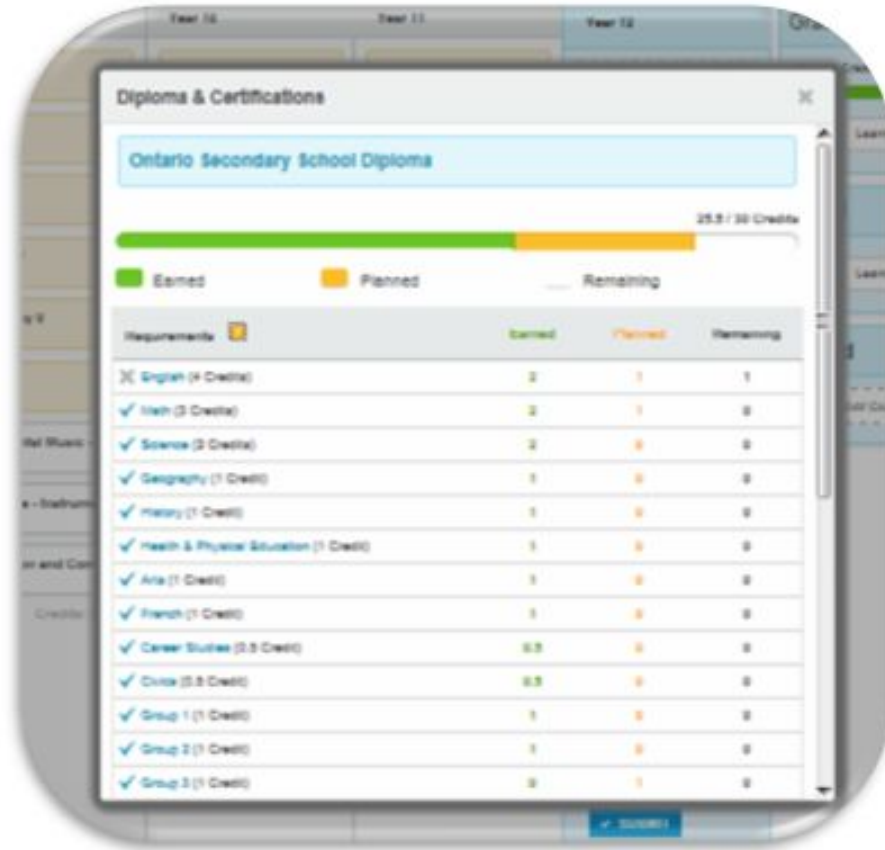
Course Offerings

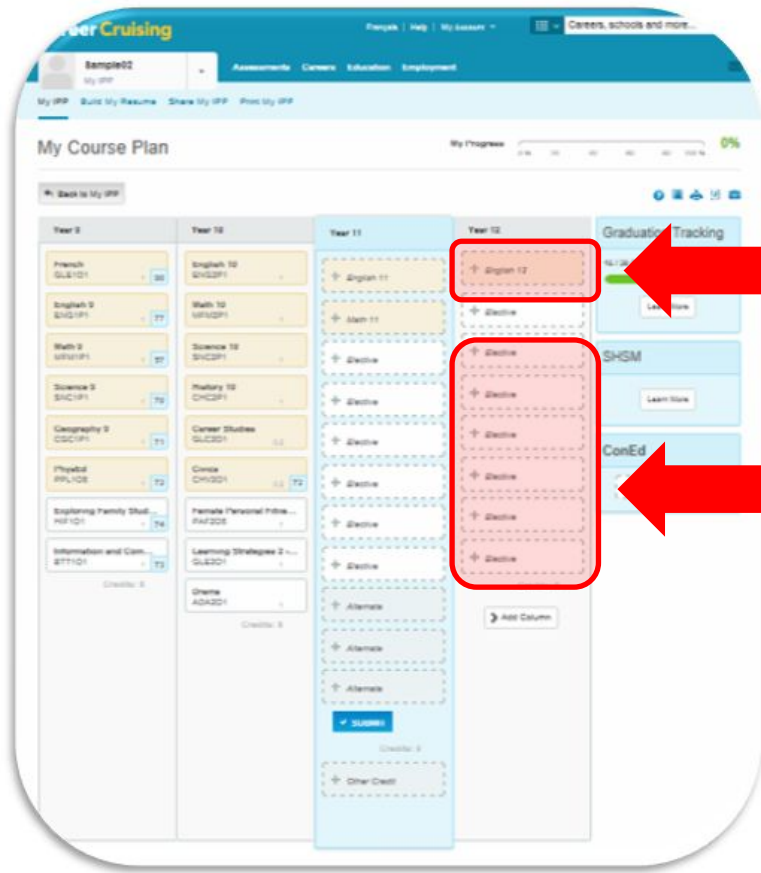
Click on the book icon to see a list of all courses offered at Richmond Green and their descriptions.

Graduation Tracker

View what credits you have earned and still need to complete for your OSSD.

Select the graduation tracking tab on the right side of the course planner



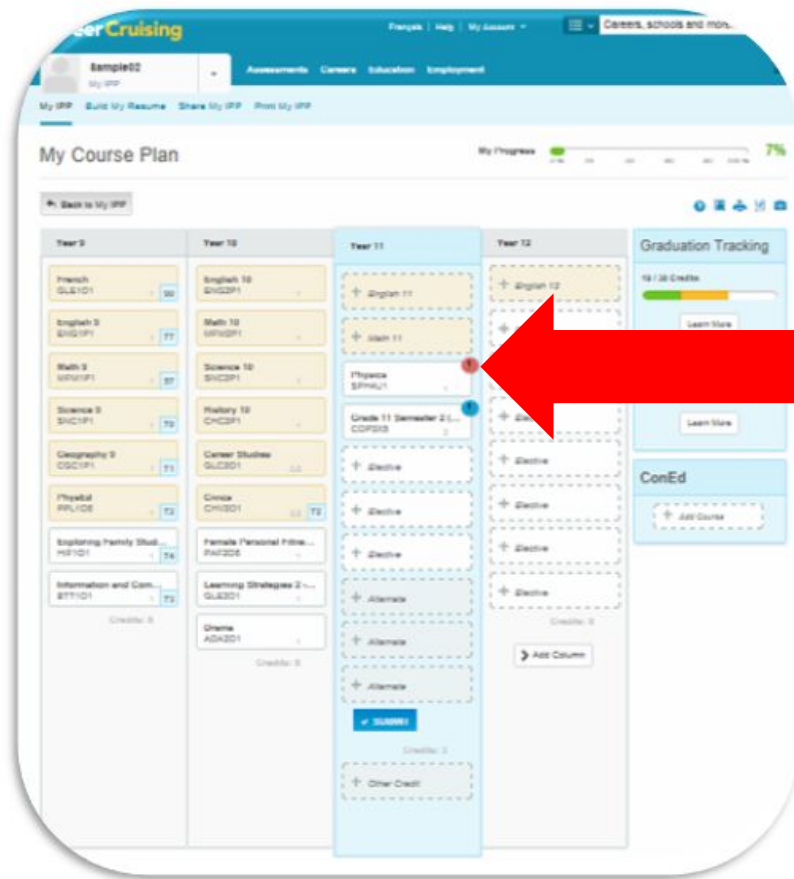


Adding Compulsory Courses

Shown in yellow. (Gr. 12 English)

Adding Elective and Alternate Courses

You must select at least 5 Electives and 2 Alternate Courses (think of them as back-up choices)

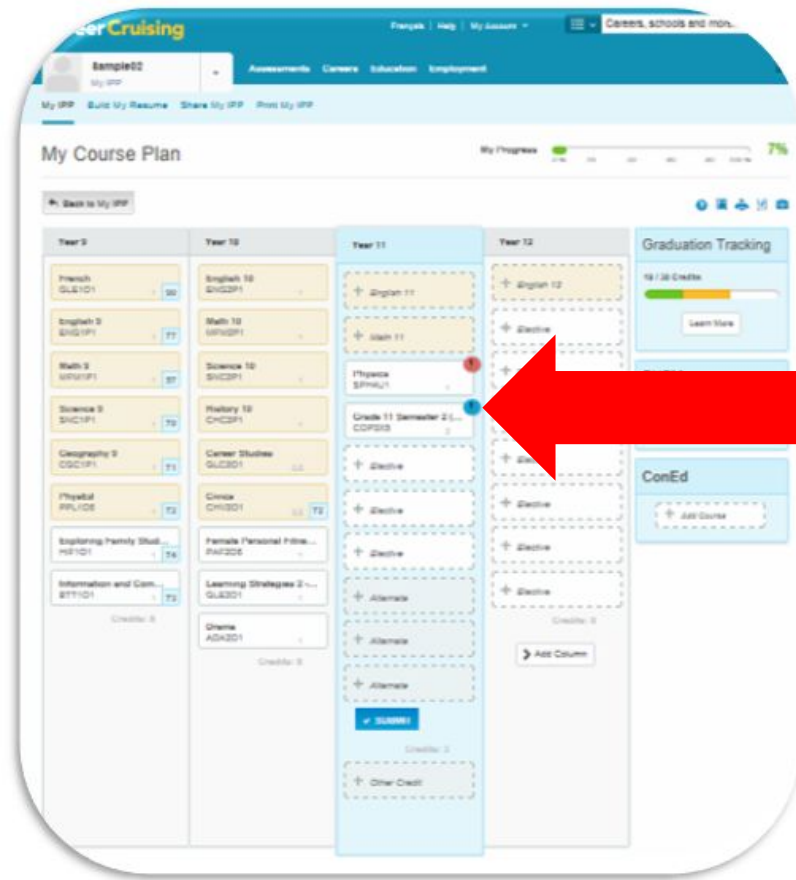


Issue Note - Red Sign

**PREVENTS YOU FROM
SUBMITTING**

Examples:

“You do not have the proper prerequisite, please select the proper prerequisite, or speak to Guidance.”



Warning Note - Blue Sign

Examples:

“You have selected a course that you have previously completed. This course will not count as an additional credit.”

- OR -

“Before choosing a Co-op Education course, students must meet with the Co-op Department to determine which course code to choose and to receive an Application Form and Teacher Reference.”

The screenshot shows a user interface for a course plan. At the top, there's a navigation bar with 'Career Cruising' logo and user information. Below that, a 'My Course Plan' section shows a grid of courses for Years 9, 10, 11, and 12. The Year 11 column is highlighted in light blue. At the bottom of this column, there is a button labeled '+ Other Credit'. A red box surrounds this button, and a red arrow points to it from the right. To the right of the course grid, there are sections for 'Graduation Tracking' (showing 19/20 credits), 'SHSM', and 'ConEd'. The interface also includes a progress bar at the top right indicating 75% completion.

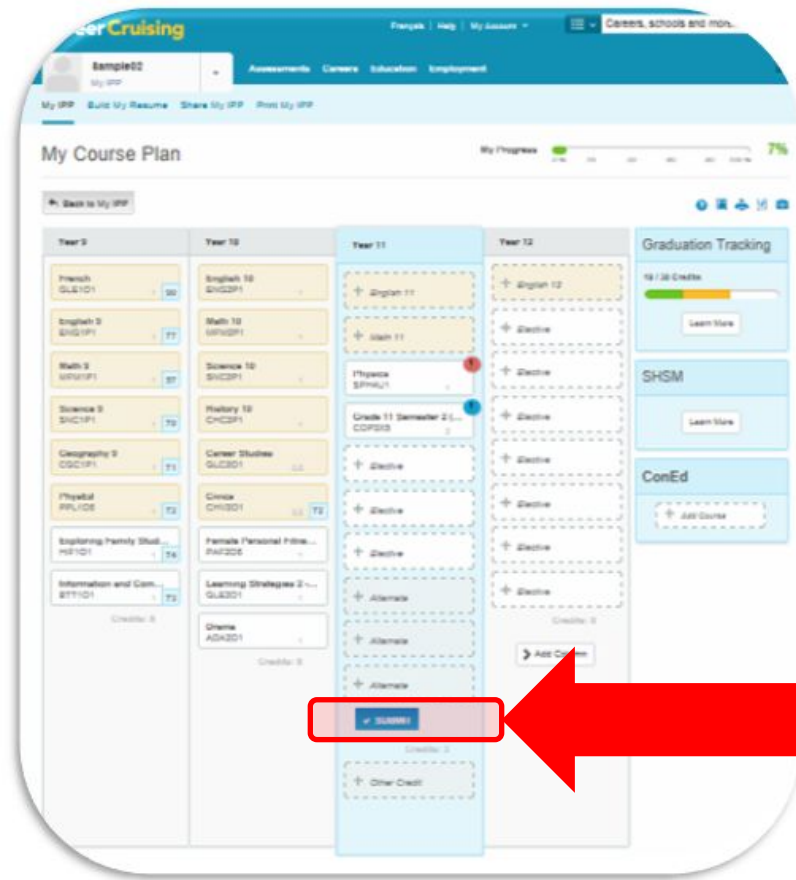
Other Credits

If you intend to take a course in summer school, place that course in the “Other Credit” box

This allows you to select an additional course or one that you may not have the prerequisite for.

A blue exclamation mark will appear indicating that the course selected is going to be taken as an extra credit.

Only use this box if very certain you are taking a summer school course.



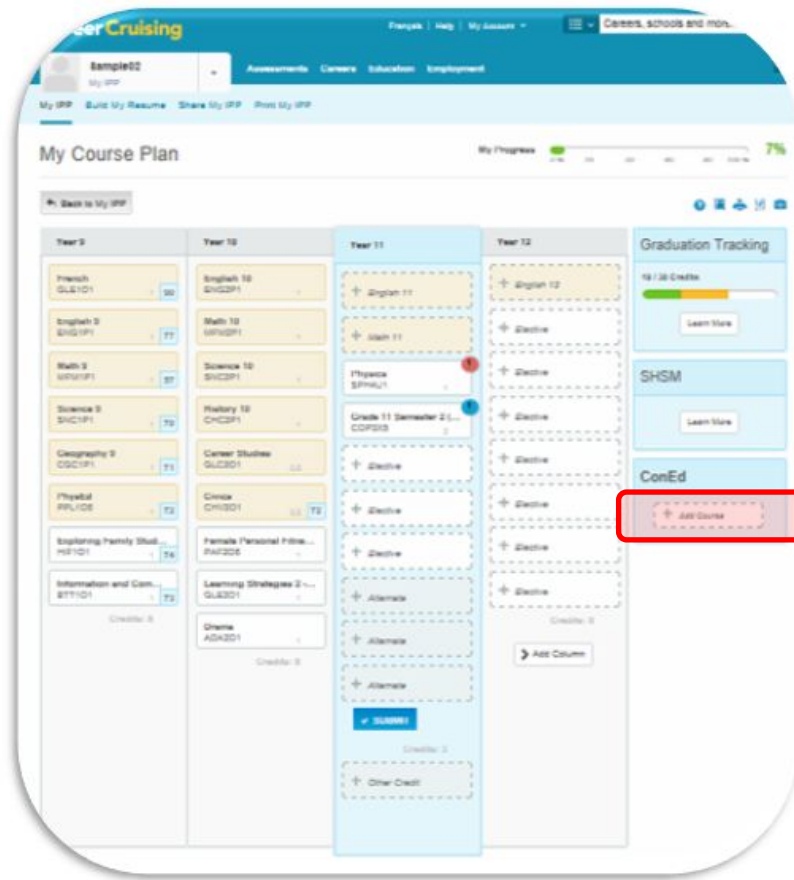
Final Step

Click the "SUBMIT" button to submit the courses

Print your selections and have them signed by your parent/guardian

Hand in to your Homeroom Teacher

**DUE NO LATER THAN
FRI FEB 23, 2018**



Summer School

When Summer School Registration is open click on the add course box under ConEd.

Course Information

Name	Code	Credit	Type	Grade
Drama	ADA101	1	0	9
Instrumental Music - Band	AMI101	1	0	9
Instrumental Music - Beginner Band	AMI102	1	0	9
Repertoire - Instrumental	AMR101	0.5	0	9
Repertoire - Strings	AMR102	0.5	0	9
Instrumental Music - Strings (violin, viola, cello, string bass)	AMS101	1	0	9

*NOTE: Music and Repertoire

No longer required to take Repertoire (before and after school band) with Music courses

If you choose to either take only repertoire or both repertoire and music together, **you must choose Repertoire FIRST before all other electives**



Important Dates

- **February 14, 2018** at lunch - **Course Fair**
- **February 23, 2018** - Due Date for Submitting **Course Selection**
- **March, 2018** - **Course Request Verification** (your last opportunity to revise your requests)



Frequently Asked Questions





Frequently Asked Questions...



- **Q:** How many courses should I take in Grade 12?
- **A:** Grade 12 students must maintain full-time status which means taking a minimum of 6 courses - 3 credits per semester.

- **Q:** How important is my course selection for Grade 12? Can I change my mind later?
- **A:** Make sure to select courses thoughtfully. It is often difficult to change your timetable later as many courses will be full. RGSS builds their school timetable on student selection. If there are not enough students who select a course, the course may be cancelled.



Frequently Asked Questions...



- **Q:** Is it better to choose 8 courses and then drop 2 later or choose 6 or 7 courses from the start?
- **A:** It is better to choose less, but be targeted in your selection. Choose only what you need!!! If you choose too many courses and spread yourself too thin, you run the risk of not getting the specific courses you actually need.
-
- **Q:**How important are my grade 11 marks if I apply to college or university?
- **A:** All grade 11 and 12 credits will be shared with post-secondary institutions during the application process.



Frequently Asked Questions...



- **Q:** I have been looking at admission requirements to university - What does “top 6 grade 12 U or M courses” mean?
- **A:** A student’s best 6 Grade 12 U/M courses are what universities review to determine acceptance. Pre-requisite courses are included in the top 6 courses (even if the mark isn’t in the top 6). Some Universities stipulate a maximum number of “M” level courses they will accept as part of the top 6. Students should review all admission requirements as they vary from school to school



Frequently Asked Questions...



- Q: What does a “recommended” course mean?
- A: **Required** courses are those that a student must complete as part of the entry requirements for specific post secondary programs. **Recommended** courses are those that post-secondary programs **suggest** a students take, but is not a necessary entry requirement.
- Q: Do I have to take math in grade 12?
- A: **Selecting math courses in grade 12 is often connected with post-secondary program requirements. Students are encouraged to do their post-secondary research and select math courses based on program requirements and personal planning decisions.**



Frequently Asked Questions...



- **Q:** Should I select ENG 4U or ENG 4C on my course planner if I plan to take it in summer school?
- **A:** If you are 100% certain that you are taking Grade 12 English at summer school you do NOT need to select it under the English tab. Instead, indicate that you are taking English under the “Other Credit” box at the bottom of the Year 12 column.

Questions?

