

Applying to Ontario's Universities

101 Application for
Ontario High School Students

www.ouac.on.ca/ouac-101



Ontario Universities'
Application Centre

Welcome

Congratulations!!

- This presentation will be up on the SDSS Guidance Google Classroom and Guidance Website for your review.
- Counsellors will moderate the chat and questions will be addressed at the end (or when deemed appropriate).
- Specific questions? Please either stop by Guidance after your in-class day or book an appointment with your counsellor through Teach Assist.
- **Thank you for your respect during our live, recorded workshop.**

Get prepared, stay informed, apply on time!

Step 1A: Research University Options



- Visit **OUIInfo** [Ontario Universities' Info](#)
- Watch [How to Use OUIInfo](#)
- Follow the [University Research Checklist – OUIInfo](#)
- Review the [101 Application Guide](#) for up-to-date information about the universities and their programs.
- Check out university publications and websites.
- Talk to counsellors, family, teachers and friends.
- Reach out to university/program admissions advisors
- Write down your program choices and codes and keep them handy.

Step 1B:

Research University Options



- Make use of [Common University Data Ontario](#)
- CUDO offers key data, in a common format, about Ontario's universities:
 - Number of degrees awarded, student enrolment and entering averages – all by program;
 - Number of students living on campus and activities offered;
 - Student satisfaction;
 - First-year tuition and ancillary fees by program;
 - Number of teaching faculty;
 - Undergraduate class size, by year level;
 - Research awards granted; and
 - Graduation rates and employment rates by program.

CUDO has been designed to provide data that has been gathered on a consistent basis for the public to have access to information about each university.

Step 2:

OUAC PIN Distribution at SDSS

- Your confidential PIN was emailed to your GAPPS account on October 29, 2020. Please let us know as soon as possible if you did NOT receive it.
- Log yourself in and have a look around!
- **Please review your academic data (courses and marks) across the school year. It is your responsibility to ensure your information is accurate and up to date**
- Please inform Guidance immediately if there are any concerns regarding the accuracy of your academic and personal data

Step 3A:

Mark Your Calendar

- **October 29, 2020**
 - » Access codes are provided for the 101 application.
- **January 15, 2021**
 - » Deadline to submit your completed application to the OUAC.
- **May 27, 2021:**
 - » Last day you can expect a response from on Ontario university if you applied by the January 15 deadline.
- **June 1, 2021:**
 - » The earliest day you may be required to respond to an offer and give a financial commitment (e.g., registration or residence deposit, etc.).

Step 3B:

Data Transmission to OUAC

Data Transmission	Date
Sem 1 Midterms	November 20, 2020
Sem 1 Finals	February 5, 2021
Sem 2 Midterms	April 23, 2021
Sem 2 Finals	June 30, 2021
YRDSB Summer School Finals*	August 13, 2021

** non-YRDSB summer marks MUST be uploaded by the granting institution*

All Grade 11 and 12 course information is shared with OUAC; you cannot choose which information to share

Step 4: Apply



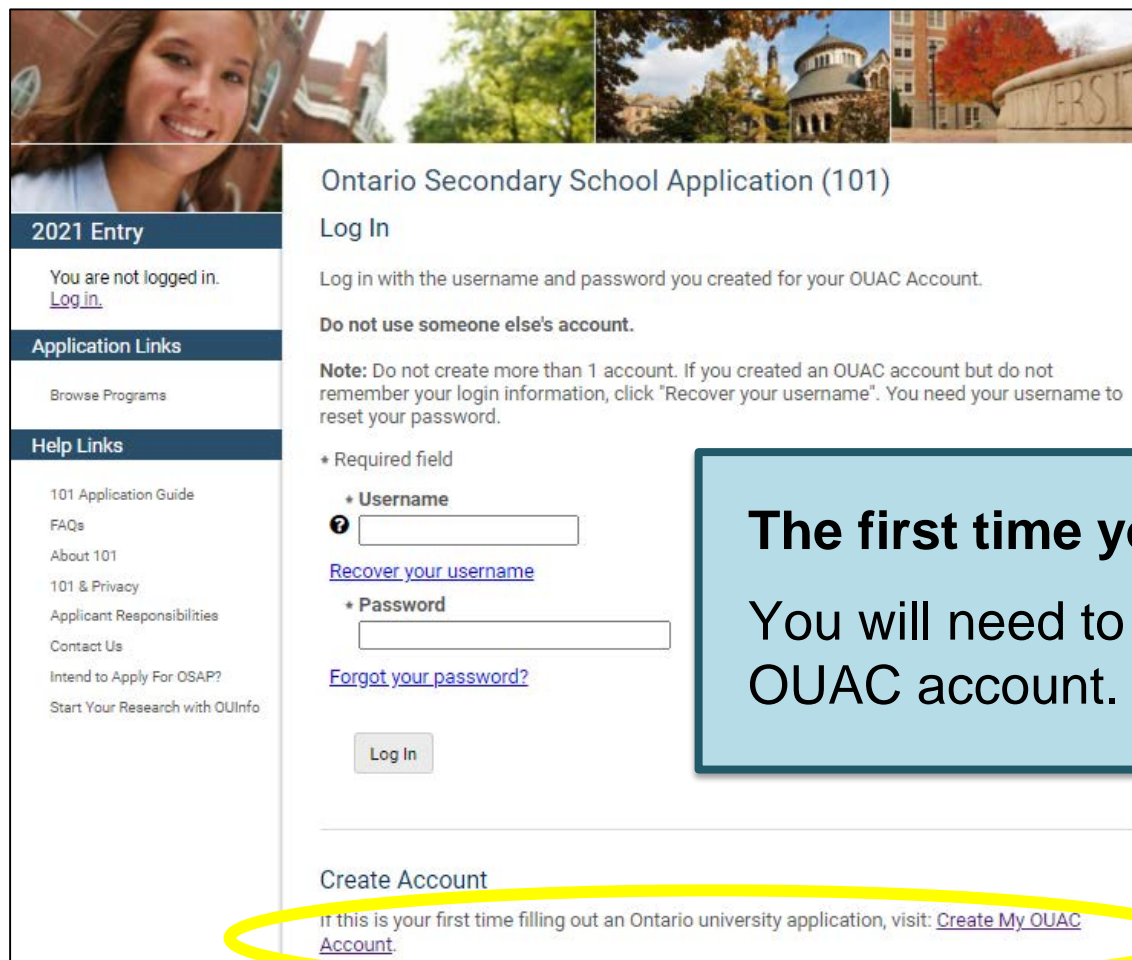
The screenshot shows the OUAC (Ontario Universities' Application Centre) website. The header includes the OUAC logo, the text "Ontario Universities' Application Centre", and links for "ACCESSIBILITY" and "FRANÇAIS". A navigation bar contains links for "APPLICATIONS", "DEADLINES", "FEES", "FAQS", "EXTERNAL RESOURCES", "NEWS", and a "SEARCH" button. Below the navigation bar is a teal banner that reads "APPLY TO AN ONTARIO UNIVERSITY". The main content area is a grid of six colored boxes, each representing a different application category. The "UNDERGRAD (101)" box, which is dark blue and features a white outline of the province of Ontario, is circled in yellow. The other boxes are: "UNDERGRAD (105)" (red, globe icon), "LAW" (purple, scales of justice icon), "REHAB SCIENCES" (orange, hands icon), "TEACHING" (blue, classroom icon), and "MEDICINE" (green, stethoscope icon). Each box contains the category name, a brief description, and the name of the application service.

Access the application at:
www.ouac.on.ca.

[How to Apply](#) [Video](#) [Tutorials](#)

created by the
OUAC review
different steps
of the
application
process and
may be
helpful to you!

Creating an Account For the First Time



2021 Entry

You are not logged in.
[Log in.](#)

Application Links

[Browse Programs](#)

Help Links

- [101 Application Guide](#)
- [FAQs](#)
- [About 101](#)
- [101 & Privacy](#)
- [Applicant Responsibilities](#)
- [Contact Us](#)
- [Intend to Apply For OSAP?](#)
- [Start Your Research with OUIInfo](#)

Ontario Secondary School Application (101)

Log In

Log in with the username and password you created for your OUAC Account.

Do not use someone else's account.

Note: Do not create more than 1 account. If you created an OUAC account but do not remember your login information, click "Recover your username". You need your username to reset your password.

* Required field

* Username
?

[Recover your username](#)

* Password

[Forgot your password?](#)

Create Account

If this is your first time filling out an Ontario university application, visit: [Create My OUAC Account](#).

The first time you log in:
You will need to create an OUAC account.

Your OUAC Account

Create My OUAC Account

If this is your first time logging in, you need to create your OUAC Account. You will use your username and password to apply to all OUAC applications from now on.

Note: Do not create more than 1 account or take over an account created by someone else.

* Required field

* First/Given Name

Middle Name(s)

* Last/Family Name

* Date of Birth (Format: yyyy-mm-dd)

Enter Your Email Address

We will send a verification email to this email address. If you do not receive a verification email, go to "My OUAC Account" in your application and click "Re-send Verification Email".

Note: You will not be able to submit your application until you verify your email address.

* Email Address

* Confirm Email

Create a Username and Password

Note: Create a username that is personal and that you can remember. We recommend that you do not use any previous OUAC identification numbers (e.g., an old OUAC Reference Number or IT number). Do not use accented characters (e.g., é, è, ê, ë).

* Username

* Password



* Confirm Password

Create Your Username and Password

Create a username that is easy for you to remember. You will use it to apply to all OUAC applications from now on.



Welcome Page and Access Codes

Welcome

[Read important 101 news and reminders.](#)

[Search FAQs.](#)

This application is only for current Ontario high school students who are applying to start undergraduate study in (January-September). **All application fees are non-refundable.**

If you have chosen the wrong application, return to the [OUAC website](#) to select another.

Here are some helpful tips to get you started:

- You will need your Application Access Code Letter with your school information and PIN. Please see your guidance office if you do not have your letter.
- Use the "Application Links" menu to work through the application. You can complete the application in any order.
- Click "Review and Submit" at any time to review your information.
- Before you submit your application, you can log out and return to it at any time to review and/or change information you have saved.
- After 20 minutes of inactivity, you will automatically be logged out of your application. Please be advised that your changes will not be saved.

Save

Review the helpful tips on the Welcome page and enter the access codes provided by your school to start your application.

Navigating the 101 Application

2021 Entry

[*Total Owing](#)

You are logged in as:
hsmith_003
[Log Out](#)

My OUAC Account

My OUAC Financial Account

Submit Payment

Application Links

Welcome

Personal Information

Contact Information

Academic Background

Browse Programs

Program Choices

Additional University Details

Document Upload

Other Academic Information

Current High School Information and Grades

Review and Submit

Help Links

101 Application Guide

FAQs

About 101

101 & Privacy

Applicant Responsibilities

Personal Information

[? Help](#)

Your name should appear as it does on your health card, passport or other official document.

- Use upper case and lower case letters for your names (e.g., Taylor rather than taylor or TAYLOR).
- Do not enter initials or your middle name.
- If you only have 1 name, enter your first/given name and your last/family name.

If you are not able to change your name on your application, [contact the OUAC](#) for assistance.

* Required field

Your Name and Other Personal Information

Title

* First/Given Name

Middle Name(s)

* Last/Family Name

Preferred Name
The name you want to be called, if different from your legal given name. Do not include your last/family name. Note: While the OUAC and some institutions may use your preferred name for communications (e.g., mail, emails) and on official documents (e.g., offer letters), some institutions will use only your legal name.
[?](#)

Former Last Name/Family Name
[?](#)

Help links are located on most of the application screens or on the fields themselves.

Add Personal and Contact Info

Personal Information

 Help

Your name should appear as it does on your health card, passport or other official document.

- Use upper case and lower case letters for your name (e.g., TAYLOR).
- Do not enter initials or your nickname.
- If you only have 1 name, enter it as both your first and last name.

If you are not able to change your name or date of birth, you must provide a valid explanation.

* Required field

Your Name and Other Personal Information

Title

Choose ▼

* First/Given Name

Helen

Middle Name(s)

* Last/Family Name



Smith

Preferred Name

The name you want to be called, if different from your legal name. Note: While the OUAC and some institutions may use your preferred name for communications (e.g., mail, emails) and on official documents (e.g., offer letters), some institutions will use only your legal name.

Contact Information

Required: 1 home address, 1 mailing address and 1 phone number.

My Email	Status	Actions
email@email.com	Not Verified	 Edit
		 Re-send Verification Email

Address Type	My Addresses	Actions
Home	Required	 Add
Mailing	Required	 Add

Select Your Programs

Select Programs

You may browse through program information using one of these starting points:

Program Category

[By University](#)

[By Geographic Area](#)

These are the search options.

Search by Program Code

If you have done your research and know exactly which program codes you would like to add, enter the codes here:

Program Code

Search

Enter an OUAC program code to search for it.

Once You Have Selected a Program

Complete the program details for each program selected.

Select Programs - Lakehead University

[Review the Lakehead University requirements](#)

Visit [Lakehead University](#)

With two campuses in Thunder Bay and Orillia, Lakehead University offers a diverse range of highly recognized programs, acclaimed faculty and the latest of-the-art learning technology, all nestled in the beauty of the natural environment. Students from all around the world choose to study at Lakehead University. Now it's your turn to learn more about Canada's #1 Value-Added University. Visit www.lakeheadu.ca to learn more about the offerings available.

Course selection for those entering during the Winter, Spring and Summer sessions. Please contact Enrolment Services - Undergraduate Admissions for further information.

Enrolment Services - Undergraduate Admissions
Lakehead University

Program Details - Accounting

Complete the details requested in the following form.

- Bachelor of Commerce (BComm)
- Program is also available by co-operative education.

SPECIFIC PROGRAM ADMISSION REQUIREMENTS (OSS):

- ENG4U, MHF4U, one additional 4U Math, three additional 4U or 4M courses. Students deficient in math will not be considered for BComm specializations.

- [Admission Requirements](#)
- [Visit](#)
- [Visit University of Guelph-Humber](#)


• Required field





Program Details
Institution University of Guelph
Program Code GBK
Program Title

View the admission requirements for the program

Order Your Choices


Program Choices

 Add Program

Choice Number	Program Code	Program Title	Actions
01 ▾	JDA	Algoma University Business Administration (BBA 4 Year) 2021 Fall (September)	 Edit  Delete
02 ▾	PA	Wilfrid Laurier University Political Science 2021 Fall (September)	 Edit  Delete
03 ▾	SCI	Ryerson University Criminology 2021 Fall (September)	

Order Your Choices

Rank your program selections in order of preference then click "Save".

 Save

The choice order does not affect scholarship or admission consideration **unless** a university's information specifically states that it does.

Current High School Info/Grades

Please monitor and report errors to your guidance counsellor.

Current High School Information and Grades

Your high school has provided us with your applicable academic data throughout the year.

- Review your academic information carefully and inform your guidance counsellor if changes are required.
- Only your Grade 11-12 courses are reported to the OUAC (your Grade 9-10 courses will not be listed).

Note: If there is no information listed on this page, please continue to submit your application and contact your guidance counsellor.

My High School Information	
School Number	999999
School Name	
OUAC Grades	
Diploma Status	Unknown

This screen is read-only.

Submitting Your Application

Review and Submit

Please review your information:

- Correct any errors or warnings by returning to the appropriate section of your application.
- Once satisfied that your information is accurate, read the "Applicant's Declaration".
- Click "I Verify and Agree" to proceed to payment.

Once you have successfully submitted your application, you will receive an OUAC Reference Number.

Warnings

- **5251:** Make sure you entered your name correctly. Do not use all capital letters.

This information was provided in Personal Information:

Your Name and Other Personal Information

Title

I Verify and Agree

Click to proceed
to the payment
screen.

Paying for Your Application

You can pay by the following methods:

1. VISA, MasterCard, American Express, VISA Debit or Debit MasterCard:

You will need the card number, expiry date and CVV/CVC/CID number.

2. Online Banking:

You will receive a bill payment account number from the OUAC when you submit your application.

3. Flywire:

For international payments only. You can pay the Canadian dollar fees in the currency of your choice.

Fees

***Total Owing**

You are logged in as:
hsmith_003
[Log Out](#)

My OUAC Account

My OUAC Financial Account

Submit Payment

Application Links

Welcome

Personal Information

Contact Information

Academic Background

Browse Programs

Program Choices

Additional University Details

Document Upload

Other Academic Information

Program Choices

[+ Add Program](#)

Choice Number	Program Code	Program Title	Actions
01	JDA	Algoma University Business Administration (BBA 4 Year) 2021 Fall (September)	Edit Delete
02	PA	Nipissing University Bachelor of Arts 2021 Fall (September) Major Interest: Sociology	Edit Delete
03	SCI		Edit Delete

Order Your Choices

Rank your program selections in order of preference. Then click "Save".

[Save](#)

The cost is \$150 for the first 3 university/program choices and \$50 for each additional choice.

Supplemental Fees **

1. Additional fees apply to the following:



Institution	Fee
McMaster University – Engineering	\$40
OCAD University – All	\$25
University of Toronto – Architecture	\$45
University of Toronto – Commerce	\$50
University of Toronto, Faculty of Arts & Science – Computer Science	\$50
University of Toronto – Engineering	\$40
University of Waterloo – Accounting	\$53.25
University of Waterloo – Engineering	\$53.25

2. There is an International service fee of \$10 if you are not a Canadian citizen/permanent resident

Reference Number

- On the Complete page, print the screen displaying your OUAC Reference Number (2021-XXXXXX) and instructions. You will also receive an email.
- Record your OUAC Reference Number, as you will need to include it when communicating with the OUAC and the universities.

Complete

 your application has been submitted. Your OUAC Reference Number is: .

Your application will be forwarded to your university choice(s) once the application service fee is successfully processed. **All fees are non-refundable.**

Other Reminders/ Important Information

1. OSAP
2. Institution Portal / Intranet Site
3. Applying to Out-of-Province Universities
4. Private School Marks
5. Alternate Offers
6. Conditional Offers
7. Supplementary Applications
8. Repeated, summer school, or upgraded courses

1. OSAP

- [OSAP](#) application for 2021-2022 year is now open, and can be linked to your OUAC application.
- OSAP is comprised of government grants and loans (free money vs. need to pay back).
- Try out the [OSAP Aid Estimator](#) to see what you *could* be eligible for (*an estimate*).
- You will need to know the annual income of your household.
- ALL students should apply for OSAP.

2. Institution Portal / Intranet Site

- You should receive two emails from each university to which you apply:
 - 1st email: generic welcome email
(usually within 24 hours)
 - 2nd email: site specific login information
(usually within 7 days)

Institution Portal / Intranet Site cont'd

Regularly check each university site for program specific messages, updates & requirements:

- important due dates and deadlines
- program specific requirements
- language proficiency requirements
- scholarship and bursary applications
- tuition deposit and tuition payment information
- residence requirements and links
- course selection/timetable creation (*late spring/early summer*)

3. Applying to Out-of-Province Universities

The following universities are connected with OUAC for mark transmission:

- Acadia University
- Bishop's University
- The University of British Columbia
- The University of Calgary
- Concordia University
- Dalhousie University
- McGill University
- Saint Mary's University
- Simon Fraser University
- The University of Victoria

Students who apply to these out-of-province universities can authorize the universities to request their academic information from the OUAC. To authorize, the applicant must include their 11-digit OUAC Reference Number on the institution's application form.

4. Private School Marks

- Your counsellor should be informed about a private school course that you are taking.
- The private school must upload your course(s) and mark(s) onto your OUAC account.
- When you are finished your course(s), please have the institution mail your report card to the SDSS Guidance department so that we can update your academic data and ensure your graduation requirements are met.

5. Alternate Offers

- Check with the individual school to see if they offer **alternative offers** to the programs you are applying. You do not have to apply to this program, it happens automatically. (e.g. Brock Phys.ed → Rec. Program)
- Not all schools offer automatic alternative programs.

6. Conditional Offers

- When you accept an offer, it is conditional upon the requirements as outlined by the university.
- This means that you must continue to work hard right through to the completion of your final course marks in June.
- Offers will be revoked if a student does not meet the outlined conditions.

7. Supplementary Applications

- **Many universities require (or strongly recommend) a supplementary application**, such as Queen's PSE, Ivey @ Western, Ryerson's Grades-Plus programs, most Fine Arts and Concurrent Education Programs.
- Be sure to read all email communication (on the intranet site) from the universities you've applied to in order to know whether there are additional requirements to your application.
- Be aware of the specific deadlines for any additional requirements!

8. Repeated, summer school, or upgraded courses

- Most schools accept these marks equally. Some schools do not.
- Please check the OUInfo program page for specifics.

Good Luck!

SDSS Guidance Department!

Google Classroom (ljh6ex6)

[SDSS Guidance Website](#)

[Post-Secondary Planning Resources](#)