

Pierre Elliott Trudeau High School
September 15, 2022
6:00 pm

WELCOME CLASS OF 2026

Land Acknowledgement



We affirm that we are all treaty people and acknowledge that the York Region District School Board is located on the lands of two treaties. These treaties have been signed with the Mississaugas of the Credit First Nation and the First Nations of the Williams Treaties who are: the Mississaugas of Alderville, Curve Lake, Hiawatha, Scugog Island; and the Chippewas of Beausoleil, Rama, and Georgina Island who is our closest neighbour and partner in education. To honour this agreement we will take up our responsibility to be respectful of their traditions, knowledge and inherent rights as sovereign nations. We will respect their relationship with these lands and recognize that our connection to this land is through the continued relationship with these First Nations, and we acknowledge our shared responsibility to respect and care for the land and waters for future generations.

Well-being and Learning



A decorative border of various colored pencils (red, yellow, grey, and black) is arranged around the perimeter of the slide, pointing towards the center. The pencils are set against a black background at the top and bottom, and a white background on the sides.

Welcome to
Pierre Elliott Trudeau High School

Principal's Welcome

LISA WARGO



PETHS Administration

2022-2023

Principal:

Lisa Wargo (she/her)

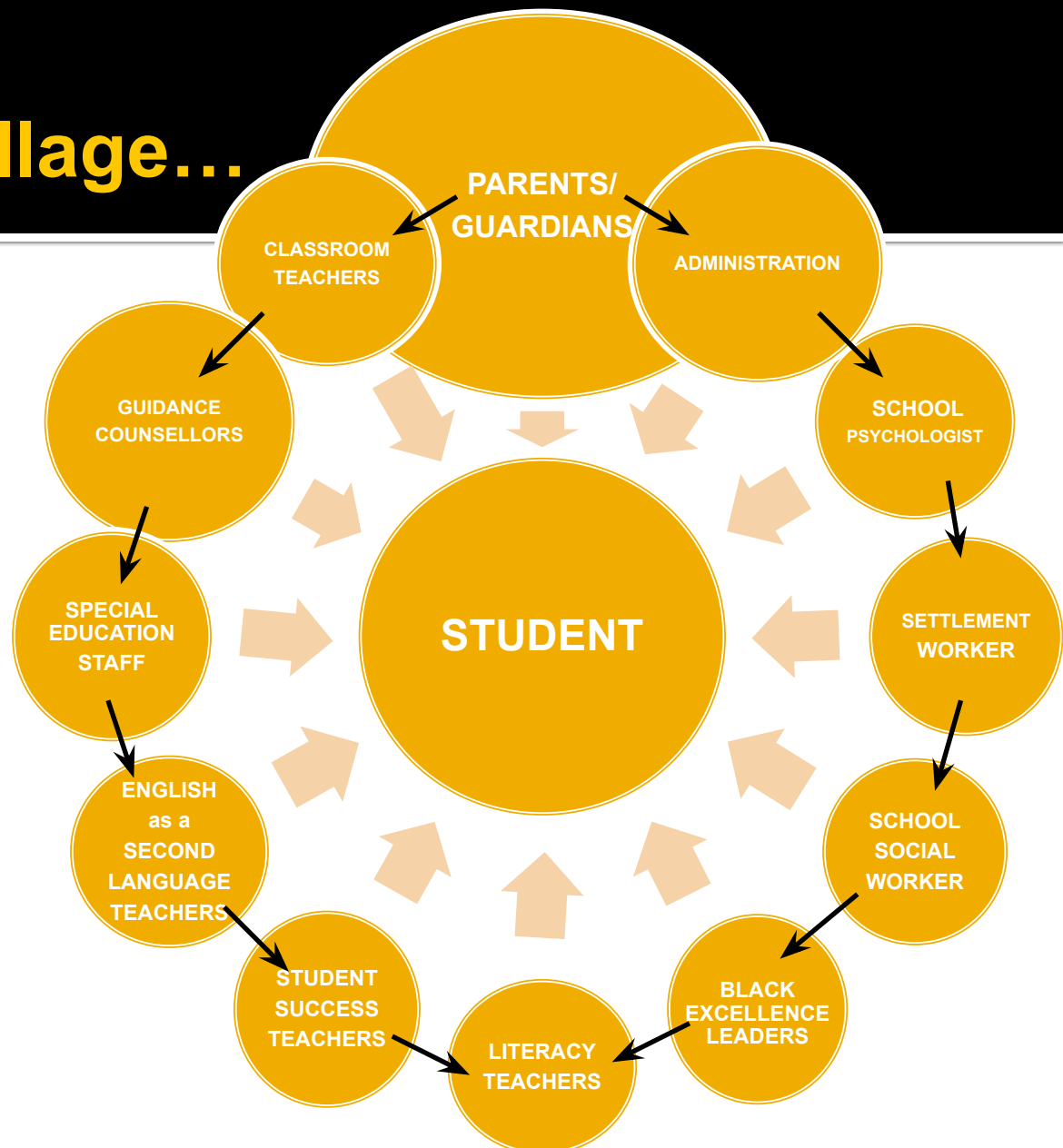
Vice Principals:

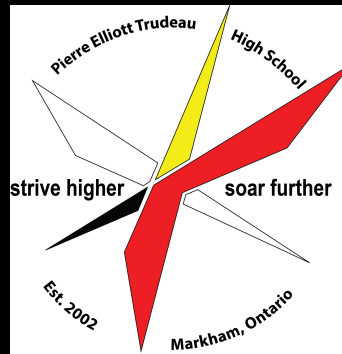
Mr. R. Gill (he/him) A - J

Ms. G. Clifford (she/her) K - S

Ms. A. Syed (she/her) T - Z

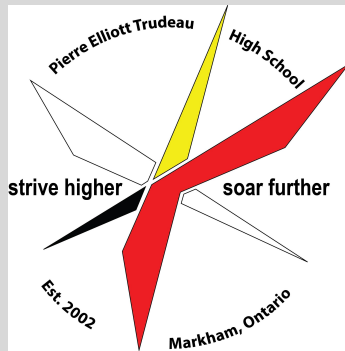
It Takes A Village...





**What makes
Pierre Elliott Trudeau High
School special?**

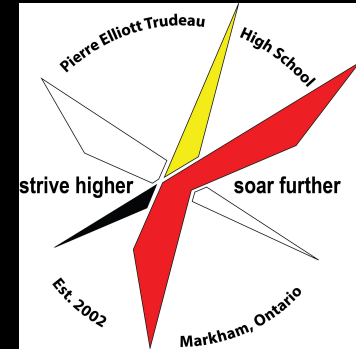
Our School



- ✓ **Student's at PETHS - 1702**
- ✓ **Grade 9 students - 375**
- ✓ **98 Teachers**
- ✓ **9 Education and Health Assistants**
- ✓ **9 Support staff**
- ✓ **10 Caretakers**
- ✓ **4 Administrators**

School Programs

Learning Opportunities for all Students



SPECIALIST HIGH SKILLS MAJOR

Business
focus

Health Science

Information and
Communication
Technology

Arts and Culture

FRENCH IMMERSION

10 course
program

ALTERNATIVE EDUCATION

16+
students

Quadmester
Program

SPECIAL EDUCATION

Community
Classes

Classroom
Support

Student
Success
Room

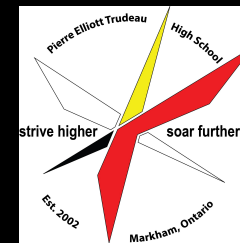
ENGLISH AS A SECOND LANGUAGE

Core and
support courses

Our School Facility

- ✓ 55 classrooms
- ✓ Triple gymnasium
- ✓ Weight and cardio vascular training room
- ✓ Food Lab with accessible kitchen facility
- ✓ 6 science labs
- ✓ Library resource centre with modern learning spaces
- ✓ 2 Music rooms with several small practice rooms
- ✓ Dramatic arts room and stage with lighting and sound booth
- ✓ Cafeteria with seating for 500
- ✓ Two art studios
- ✓ 8 Computer labs
- ✓ Video and communications technology lab
- ✓ Wood and design technologies shop
- ✓ Rest & Rejuvenation Room (prayer room)

School Schedule



Period

Time

1 HOMEROOM	8:10 AM – 9:25 AM 9:25 AM – 9:30 AM
2	9:35 AM – 10:50 AM
3 LUNCH - Grades 9 + 11	10:55 AM – 12:10 PM
4 LUNCH - Grades 10 + 12	12:15 PM – 1:30 PM
5	1:35 PM – 2:50 PM

School Entry & Dismissal

Entrance

- Learning begins at 8:10 with students in their seats
- Students should arrive at 7:55am - 15 minutes before the learning begins
- The Cafeteria is open to grade 9 students to eat their lunch
- Students can also eat outside or at home

Dismissal

- Unless engaging in extra help and/or after school programming (e.g. sports, repertoire, clubs) Students are expected to leave the school and school property after their last scheduled class is complete at 2:50 pm.



Eating Well @ Trudeau

Breakfast/Snack Program:

- Various snacks are available in the morning in the main hall for students (i.e. granola bars, crackers, cheese strings)
- Snacks are also often available in the Main Office, Student Success and the Learning Lounge during the day (while supplies last).



At lunch, students can:

- Bring a packed lunch and eat outside or in the cafeteria.
- Purchase their lunch from the cafeteria starting September 19
- Go out for lunch (community).
- Go home for lunch.

When bringing lunch to school, please consider that many of our staff and students have various allergies--especially to nuts and nut products.

Late Arrival & Absences

- If a student arrives late, they are to proceed directly to their class. It is expected that students share with their teachers the reason for their lateness or previous absence.
- Please expect communication from teachers if students are repeatedly late or absent.
- Student lates and absences are communicated home through Synervoice - YRDSB's automatic communication system. If an error has been made in this communication please contact the school's main office.
- Parents/guardians should call the school to report absences. Alternatively, parents/guardians can email absences to:
pierre.elliott.trudeau.hs.attendance@yrdsb.ca



Main Office



- For school safety, please sign into the main office each time you enter the school building.
- You can contact the main office at (905) 887-2216 or through email at pierre.elliott.trudeau.hs@yrdsb.ca

School Information



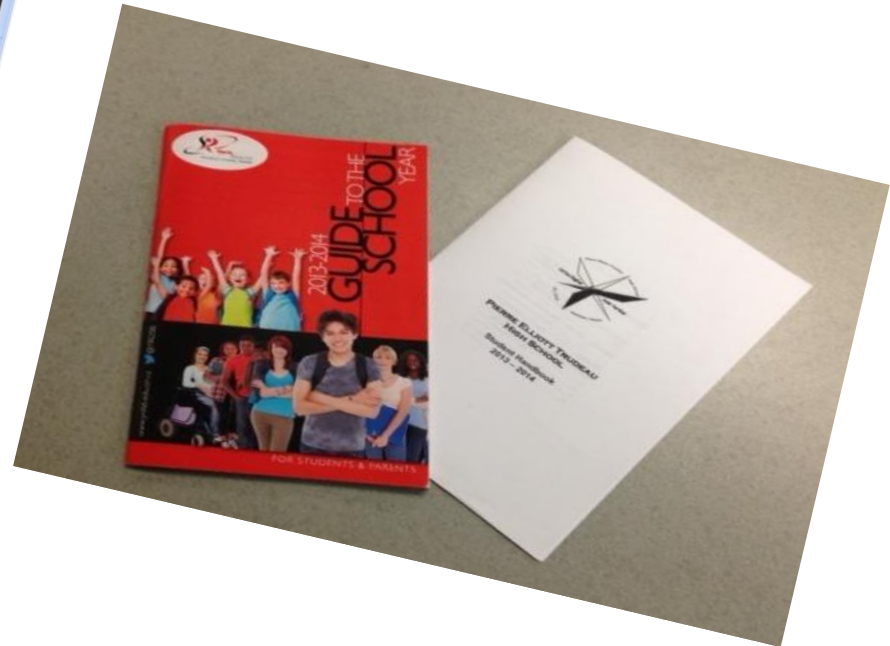
pethsapp
Lisa Wargo



@trudeauhs



@trudeauhs



Student Assessment Data Communication - TEACHASSIST

Student Login

Parent/Guardian Login

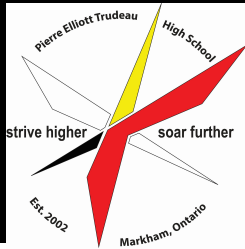
<https://ta.yrdsb.ca>

DO NOT USE THE MOBILE APP.
USE THE DESKTOP APPLICATION.

Connect with staff via email
firstname.lastname@yrdsb.ca

Staff List can be found on the
PETHS website

Legend				
This item is not used in the calculation of the mark.				
This item has not been handed in OR it may not have been marked yet by the teacher.				
Please note all assignments for the course are listed here, and may not reflect all the assignments that are to be marked for all students.				
This item has been listed as a No Mark and has been omitted from the calculation of the mark.				
Assignment	Knowledge / Understanding	Thinking	Communication	Application
Performance Task 1 - Scale study	9.5 / 10 = 95% weight2	10 / 10 = 100% weight2	10 / 10 = 100% weight2	8.5 / 10 = 85% weight2
Chorale Performance Task	9 / 10 = 90% weight2	10 / 10 = 100% weight2	9 / 10 = 90% weight2	10 / 10 = 100% weight2
Performance Task 3	9 / 10 = 90% weight2	10 / 10 = 100% weight2	10 / 10 = 100% weight2	9 / 10 = 90% weight2
Quiz 1	20 / 20 = 100% weight0.5	20 / 20 = 100% weight0.5	6 / 6 = 100% weight0.5	
Mini Assessment on Balance and Blend	5 / 5 = 100% weight0.5	5 / 5 = 100% weight0.5	10 / 10 = 100% weight0.5	5 / 5 = 100% weight0.5



Reporting Dates

Each Semester

- **October 19/20 - Interim Report Card**
- **October 27 - Parent/Guardian Interview***
- **November 18-22 - Mid-term Report Card**
- **February 9-13 - Final Semester Report Card**

***Please do expect ongoing teacher-home communication**

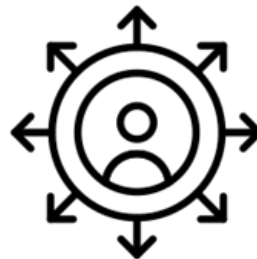
Guidance Services

Academic Counselling

**Social-Emotional
Counselling**

**Post-Secondary/Career
Planning**

Counsellor	Alpha
Agnes Yuen Agnes.Yuen@yrdsb.ca	A to J
Dennis Lee Dennis.Lee@yrdsb.ca	K to S
Catherine Sharp Catherine.Sharp@yrdsb.ca	T to Z



Graduation Requirements (OSSD)

30 Credits*
18 Compulsory Credits + 12 Elective Credits

OSSLT
(Ontario Secondary School Literacy Test)

40 Hours
Community Service

Online learning graduation requirement

Beginning with students that entered Grade 9 in the 2020-21 school year, students must earn at least two online learning credits to get their Ontario Secondary School Diploma.

The online learning graduation requirement also applies to adult learners that will be entering the Ontario secondary school system starting in 2023-24 school year.

What do you need to graduate from high school?

18 compulsory credits

Students must earn the following compulsory credits to obtain the Ontario Secondary School Diploma:

4	credits in English (1 credit per grade)*
3	credits in mathematics (1 credit in Grade 11 or 12)
2	credits in science
1	credit in Canadian history
1	credit in Canadian geography
1	credit in the arts
1	credit in health and physical education
1	credit in French as a second language
0.5	credit in career studies
0.5	credit in civics

In addition, students must complete:

✓	12 optional credits†
✓	40 hours of community involvement activities
✓	the provincial literacy requirement

Plus one credit from each of the following groups:

Group 1:

- English or French as a second language**
- a Native language
- a classical or international language
- social sciences and the humanities
- Canadian and world studies
- guidance and career education
- cooperative education***

Group 2:

- health and physical education
- the arts
- business studies
- French as a second language**
- cooperative education***

Group 3:

- science (Grade 11 or 12)
- technological education
- French as a second language**
- computer studies
- cooperative education***

* A maximum of 3 credits in English as a second language (ESL) or English literacy development (ELD) may be counted towards the 4 compulsory credits in English, but the fourth must be a credit earned for a Grade 12 compulsory English course.

** In groups 1, 2 and 3, a maximum of 2 credits in French as a second language can count as compulsory credits, one from group 1 and one from either group 2 or group 3.

*** A maximum of 2 credits in cooperative education can count as compulsory credits.

† The 12 optional credits may include up to 4 credits earned through approved dual credit courses.

Community Involvement

40 hours of community involvement activities = OSSD Requirement



- **Must be in service of the community** or individuals in the community who are not able to perform the activity for themselves
- **Cannot be in service of a for-profit-business** performing duties that would otherwise be performed by employees
- ***Students may start earning hours after their grade 8 graduation*** Those hours need **pre-approval** by Guidance before the student begins!

**Community Service Forms can be picked up in the main office.
Completed forms should be submitted to the Guidance office.**

Student Success Team

Student Success Team:

Child & Youth Counsellor: Kinsi Kahin

Student Success Teacher: Nazinanam Afshari

Graduation Coach: Nicholette Bryan

**Room 116 is the
Student Success Room**

EVERY KID IS ONE
CARING ADULT AWAY
FROM BEING A
SUCCESS STORY.

How Student Success Can Support Students

- Be a Caring Adult
- Help to overcome emotional and academic challenges
- Prioritize and organize school work
- Make a plan to get back on track
- Stay motivated and feel confident
- Advocate for student learning and personal needs

Student Services Department

Student Services Team

Julie McCallum (Department Head)

Special Education Resources Teachers (SERTS):

- Elizabeth DeFreitas
 - Corinne Meleca
 - Julie McCallum
 - Cassandra Sasso
 - Sukhvir Singh
 - Kristy Webster

Supporting Students



Academics
Athletics
Music
Well-Being

- **Guidance Department**
- **Student Services Department**
- **Student Success Team**
- **Athletic Council + Teams**
- **Music Council + Ensembles**
- **Student Council (TSAC)**
- **Extra Curricular Activities**

**plus so much more!*

Supporting Your Child



Well-Being & Academics




- Ensure a timely bedtime - 8 to 10 hours of sleep
- Eat a wholesome breakfast; encourage utilizing the Breakfast Program
- Set up a homework routine
- Power-down routines for devices
- Provide guidance around social media use (create limits/boundaries, routines, monitor)
- Encourage school engagement (during & after school in co-curricular)
- Communicate regularly about learning and well-being needs

Co-Curricular Activities

Clubs & Teams - www.tsac.ca

Updated List of Trudeau Clubs Coming -
Check next week's Friday Newsletter for updates



COVID 19 Protocols & Daily Screening

On a daily basis, students and their parents are responsible to review and adhere to the COVID-19 School Screening Tool. Symptoms of COVID-19 include:

- Fever
- New or Worsening Cough
- Shortness of Breath
- Sore Throat or Difficulty Swallowing
- Altered Taste or Smell
- Nausea, Vomiting, Diarrhea, Abdominal Pain
- Runny Nose, Nasal Congestion

If you are feeling unwell or if you have any of the symptoms of COVID-19, please do not come to school, inform the school and get a test.

The use of a mask is not an acceptable measure to attend or remain at school for those who are symptomatic.

COVID-19 SCHOOL AND CHILD CARE SCREENING TOOL

Students, child care attendees, staff and essential visitors must screen for COVID-19 each day before going to school or child care. Parents/guardians can fill this out on behalf of their child.

Date	
Name of child/staff/visitor	
School/child care centre name	
SCREENING QUESTIONS	
1. Are you/your child currently experiencing any of these symptoms? Choose any symptoms that are new, worsening, and/or distinct from other known causes or conditions.	
Fever and/or chills Temperature of 100.4 degrees Fahrenheit or higher and/or chills	<input type="checkbox"/> Yes <input type="checkbox"/> No
Cough or heaving cough (cough) Continues, worse than usual, making a rattling noise when breathing (not related to asthma, past infectious disease, allergy or other known causes or conditions)	<input type="checkbox"/> Yes <input type="checkbox"/> No
Shortness of breath Quick or shallow, unable to breathe deeply (not related to asthma or other known causes or conditions)	<input type="checkbox"/> Yes <input type="checkbox"/> No
Sore throat or difficulty swallowing Painful swallowing (not related to seasonal allergies, acid reflux or other known causes or conditions)	<input type="checkbox"/> Yes <input type="checkbox"/> No
Extreme tiredness Unusually tired, difficulty sleeping (not related to depression, insomnia, thyroid dysfunction or other known causes or conditions) If you/your child received a COVID-19 vaccination in the last 60 days and are experiencing mild fatigue which only began after vaccination, select "No"	<input type="checkbox"/> Yes <input type="checkbox"/> No
Muscle aches Unexplained, unusual or long-lasting (not related to sudden injury, fibromyalgia or other known causes or conditions) If you/your child received a COVID-19 vaccination in the last 60 days and are experiencing mild muscle aches/pain that only began after vaccination, select "No"	<input type="checkbox"/> Yes <input type="checkbox"/> No
Runny or stuffy/congested nose Not related to seasonal allergies, being outside in cold weather or other known causes or conditions	<input type="checkbox"/> Yes <input type="checkbox"/> No
Decrease in loss of taste or smell Not related to seasonal allergies, neurological disorders or other known causes or conditions	<input type="checkbox"/> Yes <input type="checkbox"/> No
Nausea and/or diarrhea Not related to seasonal allergies, anxiety, menstrual cramps or other known causes or conditions	<input type="checkbox"/> Yes <input type="checkbox"/> No

Daily Screening

Does your child or someone in your home have COVID-19 or symptoms of COVID-19?



Students and staff MUST stay home if:

- They are sick – even if symptoms are mild
- They are not fully vaccinated and a household member is sick with a symptom on the screening tool
- They are not fully vaccinated and a household member is COVID-19 positive or waiting for test results

Taking your child to school when they or a family member are sick can result in a fine.

Your actions impact others. Please act responsibly and keep COVID-19 out of our school.

york.ca/safetyschool

York Region



Have you completed the COVID-19 school and child care screening tool today?



Complete your screening at

covid-19.york.ca/school-screening/

Students, staff and essential visitors cannot enter unless they have passed their screening.

Help keep COVID-19 out of our schools.

York Region

If your child starts to feel sick at school...

- Don't panic. It can happen.
- Immediately let a staff member know that you are not feeling well.
- If you are not with a teacher - please go to the office and let them know.
- There will be a space in the school (Isolation Room) where you can stay until someone can pick you up.



Face Coverings

If you are choosing to wear a mask:

- Students are expected to provide their own face covering but school has some that we can supply until we run out of stock
- Masks are not to be shared
- Masks can be non-medical or cloth.
- The use of a mask is not an acceptable measure to attend or remain at school for those who are symptomatic

HOW TO PUT ON A FACE MASK

Cloth or non-medical face coverings are required inside all commercial establishments in York Region. Just as you cover your mouth when you cough or sneeze, wearing a mask provides an extra layer of protection to others. Medical and surgical masks, including N95 respirators, should be saved for our front-line health professionals.



- 1. Perform Hand Hygiene**
Wash your hands for at least 20 seconds or use alcohol-based hand sanitizer.
- 2. Secure the elastic loops of the mask around your ears**
If your mask has strings, tie them securely behind your head.
- 3. Cover your mouth and nose with the mask**
Make sure there are no gaps between your face and the mask.
- 4. Do not touch the front of the mask while you wear it**
Wash your hands with soap and water for at least 20 seconds or use alcohol-based hand sanitizer if you accidentally touch your mask.

HOW TO REMOVE YOUR MASK

Do not touch the front of your mask to remove it

- 1.** Wash your hands with soap and water for at least 20 seconds or use alcohol-based hand sanitizer.
- 2.** Remove the elastic loops of the mask from around your ears or untie the strings from behind your head.
- 3.** If you are wearing a disposable mask hold only the loops or strings and place the mask in a garbage bin lined with plastic. Cloth masks should be washed after each use.
- 4.** Wash your hands with soap and water for at least 20 seconds or use alcohol-based hand sanitizer after taking the mask off and disposing of it or throwing in the laundry.

A few tips to keep in mind

- Ensure the right side of the mask is facing outwards
- Do not share masks. Do not reuse single-use masks
- Do not use masks on children under the age of 2, anyone who has trouble breathing or is unable to remove the mask without assistance
- Replace a disposable mask once it becomes damp or soiled. Wash a cloth mask in the laundry after each use
- Do not leave any discarded masks in places where others can come in contact with them such as shopping carts, bus stops, or on the ground
- Wearing a non-medical mask is NOT a replacement for physical distancing. Keep a 2-metre distance whenever possible to help stop the spread of COVID-19

For more information, visit york.ca/COVID19



© York Region 2020

Hand Washing & Sanitizing

Students are to wash hands using soap and water or use hand sanitizer immediately before:

- leaving home,
- leaving the classroom,
- eating, touching one's face
- leaving school.

Students are to wash hands or use hand sanitizer immediately after:

- arriving at school/entering the classroom,
- finishing lunch,
- touching shared objects,
- using the bathroom,
- coughing, sneezing, and blowing one's nose,
- arriving at home.



A hand sanitizing station will be placed in the front lobby of the school and in classrooms. It is recommended that students not bring their own hand sanitizer to school for issues of quality, fragrance and management of potential hazards.

Trudeau School Council

An Opportunity to Get Involved

Get involved! We need your input!

Education is a partnership involving families, students, teachers, principals, community and school boards.

School councils provide advice on school matters and help to strengthen the important relationship between schools, parents/guardians and their communities.

All members of the school community are welcome to attend council meetings.

**Current Chair:
Kari-Ann Narain**

Meeting Dates:

Thursday, September 15, 2022 (hybrid)

Thursday, November 17, 2022 (virtual)

Thursday, February 16, 2023 (virtual)

Thursday, April 20, 2023

Thursday, May 11, 2023

All meetings run from 7:00 - 8:30 pm

A Message from Yearbook Team

- Browse past yearbooks at the Hallway - Middle Library Pillar
- You can order this year's yearbook on school cash online (\$45)
- Yearbooks are distributed at the end of the school year during a June fun day we call Blazer's Bash.
- Students love signing each other's books, remembering the school year, and checking out the pictures. The books become treasured keepsakes.
- The sales period is limited, so it's best to order as soon as possible.

How to Contact Us

Teacher Contact

Telephone: (905) 887-2216

Teacher's voicemail

Teacher email

firstname.lastname@yrdsb.ca

**Pierre Elliott Trudeau High School phone number
(905) 887-2216**

Administration

Ms. Lisa Wargo, Principal - VM 188

Mr. Ranjit Gill, Vice-Principal (A-J) - VM 187

Ms. Georgia Clifford, Vice-Principal (K-S) – VM 189

Ms. Ayesha Syed, Vice-Principal (T-Z) - VM 186

Guidance counsellors

Ms. Catherine Sharp (T-Z) Ext. 329

Mr. Dennis Lee (K-S) Ext. 128

Ms. Agnes Yuen (A-J) Ext 330

Student Success Teacher

Ms. Afshari Ext 116

Graduation coach for Black Students

Ms. Bryan


CYC/CYW

Ms. Kahin

Superintendent: Ms. Laura Leesti

School Trustee: Mr. Ron Lynn

Follow us on Instagram & Twitter @trudeauhs



Question & Answer

Please add your questions to the chat and/or raise your hand.

Thank you!

