



**September 18th
& 21st, 2020
Welcome Grade
9 Parents**

September 2020

The Administration



Ms. Sueelyn Cheong
Principal

sueelyn.cheong@yrdsb.ca

905.479-2787

ext. 434

The Administration



Mr. Andrew Gazaneo
Vice-Principal
Students A - L

andrew.gazaneo@yrdsb.ca
905.479-2787
ext. 440

The Administration



Mr. Patrick Belmonte

Vice-Principal

Students M - Z

patrick.belmonte@yrdsb.ca

905.479-2787

ext. 435

The Administration



Ms. Effie Kyriopoulos
Secondary Office
Administrative Assistant

effie.kyriopoulos@yrdsb.ca

905.479-2787

ext. 430

We are here to help ...

A 3D rendered orange figure, resembling a stylized person, is holding a large, rectangular, light-colored sign with a thin orange border. The figure is positioned on the left side of the frame, with its right arm raised to hold the top edge of the sign and its left arm holding the bottom edge. The sign is centered in the lower half of the image and contains the word "Guidance" in a large, black, sans-serif font.

Guidance

Guidance



Ms. Rita Riolo
Head of Guidance
STUDENTS HU-MA

rita.riolo@yrdsb.ca

905.479-2787

ext. 441

Guidance



Ms. Michelle Farwell
Guidance Counsellor
STUDENTS A - HOU

michelle.farwell@yrdsb.ca

905.479-2787

ext. 457

Guidance



Ms. Stephanie Hawkins
Guidance Counsellor
STUDENTS Mc - Wr

stephanie.hawkins@yrdsb.ca

905.479-2787

ext. 437

Guidance



Mr. Jonathan Tam
Guidance Counsellor
STUDENTS Wu - Z

jonathan.tam@yrdsb.ca

905.479-2787

ext. 438

Guidance



Ms. Nellie Simtikidis
Guidance Secretary

nellie.simtikidis@yrdsb.ca

905.479-2787

ext. 458

A 3D rendered orange figure, resembling a stylized person, is shown from the back and side. It is holding a large, rectangular, light-colored sign with a thin orange border. The figure's right hand is resting on the top edge of the sign, and its left hand is holding the bottom left corner. The background is plain white.

We are here to help ...

Melissa Caufield: Head of Special
Education

Ann Choi: Student Success Teacher

Laura Fung & Don Pan: ESL Teachers

Welcome to our Community

On our Grade 9 Orientation days, students created miniature terracotta forms resembling those of artist Antony Gormley.

FIELD, 1989 – 2003 <https://www.antonygormley.com/projects/item-view/id/245#p0>



Welcome to our Community

The completed 330 clay forms will be fired in the school's kilns and installed in the school's gallery. The installation is meant to remind us that, even though the pandemic has forced us to separate, we will continue to be a close-knit community of learners. *FIELD, 1989 – 2003* <https://www.antonygormley.com/projects/item-view/id/245#p0>



Drop-offs and Pick-ups



Drop-offs and Pick-ups

- Our school promotes healthy lifestyles. We encourage our students to walk/bike to school!
- The school driveway is very busy in the mornings between 8:00 am. and 8:30 am.
- Do not stop your car in the “No Idle Cars” zone. This is also a **Fire Route**.
- Parking passes are required for all cars. Cars that do not have a parking pass will be ticketed by the City of Markham.

School Entry



School Entry

- Classrooms will be opened 15 minutes before the first bell. Students will be allowed entry to the building as of **8:15 a.m.**
- Students may enter through one of four entry points below in a single file fashion while maintaining social distance:
 - 1. Town Centre Blvd. (main entrance)**
 - 2. Warden**
 - 3. Caretaking**
 - 4. Small Gym/Tech Wing**
- All students must sanitize their hands as they enter.
- Students must wear a face covering while at school.
- Students attend school only on their designated face to face day.

Late Arrival

- Doors at all four entry points will be locked at 8:45 am.
- Students who arrive before 8:45 am should proceed directly to class.
- Teachers will submit attendance at 8:45 am.
- **Students who arrive after 8:45 am must enter from Town Centre Blvd. only and report to the office prior to going to class.**
- Parents/guardians cannot enter the building unless they have a pre-arranged appointment that has been approved by the principal.

School Dismissal

- Students are expected to leave the school and school property after their last scheduled class is complete at 11:00 am.
- Students are expected to continue wearing a face covering until they leave school property.
- All students must sanitize their hands as they exit.
- Students can exit at one of five exit points:
 1. **Town Centre Blvd. (main entrance)**
 2. **Warden**
 3. **Caretaking**
 4. **Small Gym/Tech Wing**
 5. **New wing (stairwell 13)**

Daily Screening

On a daily basis, students and their parents are responsible to review and adhere to the checklist from York Region Public Health. Symptoms of Covid 19 include:

- Fever
- New or Worsening Cough
- Shortness of breath
- Sore Throat or difficulty swallowing
- Altered taste or smell
- Nausea, Vomiting, Diarrhea, Abdominal Pain
- Runny Nose, Nasal Congestion

If your child is feeling unwell or if they have any of the symptoms of Covid-19, please keep them at home, inform the school, and get a test.

The use of a mask is not an acceptable measure to attend school for those who are symptomatic.

Daily Screening

COVID-19 SELF-ASSESSMENT

Before entering, please assess yourself (and, if applicable, your child or other dependents) for symptoms of COVID-19.

COMMON SYMPTOMS OF COVID-19 INCLUDE:



FEVER
(Temperature of
37.8°C or greater)



**NEW OR
WORSENING
COUGH**



**SHORTNESS
OF BREATH**
(Dyspnea)

OTHER SYMPTOMS OF COVID-19 CAN INCLUDE:



**SORE THROAT
OR DIFFICULTY
SWALLOWING**



**NEW SMELL
OR TASTE
DISORDER(S)**



**NAUSEA/VOMITING,
DIARRHEA,
ABDOMINAL PAIN**



**RUNNY NOSE, OR
NASAL CONGESTION**
Unrelated to seasonal
allergies, post nasal drip etc.

For an up-to-date list of all symptoms, visit york.ca/covid19

IF YOU HAVE SYMPTOMS OF COVID-19:

- Do not enter and return home immediately
- Seek assessment and testing as early as possible at a COVID-19 Assessment Centre
- Self-isolate for 14 days (including any members of your household or people you had close contact with from 48 hours before symptoms)

STAY INFORMED.

Visit york.ca/covid19
1-800-361-5653

en Last updated July 8, 2020


York Region

If your child feels sick at school...

- They should let a staff member (teacher or office support) know immediately.
- You will receive a phone call immediately from the school so arrangements can be made to pick up your child.
- An administrator will calmly escort your child to a wellness room until you or another adult approved by you arrives.
- We thank you for providing us with updates regarding the health of your child while they are away from school.

Face Coverings

- Students are expected to come to school with their own face covering.
- Masks must be worn at all times when inside the school, on school property and on YRDSB arranged transportation.
- Masks are not to be shared.
- Face coverings can be non-medical or cloth.
- Students who do not have a face covering will be provided one by the main office.

Hand Washing/Sanitizing

Students are to wash hands using soap and water or use hand sanitizer immediately before...

- leaving home,
- leaving the classroom,
- eating,
- touching their face,
- and leaving school.

Students are to wash hands or use hand sanitizer immediately after...

- arriving at school/entering the classroom,
- finishing lunch,
- touching shared objects,
- using the bathroom,
- coughing, sneezing, or blowing their nose,
- and arriving at home.

Hand sanitizing stations have been placed in every classroom and at each entry/exit point.

Correct Handwashing Procedures

Procédure correcte de lavage des mains

1 Wet Hands
Mouiller les mains



2 Soap
Prendre du savon




3 Lather (minimum 20 seconds)
Faire mousser
(minimum de 20 secondes)



4 Rinse
Rincer



5 Towel dry or use an air dryer
Sécher les mains avec une serviette ou utiliser un séchoir à air



6 Turn taps off with towel
Fermer le robinet avec la serviette



PUBLIC HEALTH
1-800-361-5653
TTY: 1-866-312-6226
york.ca/COVID19

York Region

202012-04 Last updated June 14, 2020

York Region

How to correctly use hand sanitizer

1
Apply one squirt



2
Rub hands together



3
Rub until dry



Important Tips:

- Use hand sanitizer when:
 - soap and running water are not available
 - hands are not visibly soiled
- Use moistened towelettes followed by hand sanitizer when hands are visibly dirty and soap and water are not available
- Choose an alcohol-based hand sanitizer that contains between 60% and 90% alcohol
- Children should be supervised when using hand sanitizer product
- Do not apply hand sanitizer near an open flame

Note: alcohol-based hand sanitizer dispensers must not be placed within 15cm (six inches) of a source of ignition (e.g., electrical outlet, light switch).

1-800-361-5653
TTY: 1-866-252-9933



York Region Health Connection

Community and Health Services
Public Health

www.york.ca



0007_RL_2014

Visitors' Policy

- Until further notice, visitors are not to enter the school during hours of operation unless identified through a prearranged exception.
- Visitor approval must be obtained from the principal.
- All permitted visitors must confirm their arrival at the main office and be signed in and out.
- All visitors must sanitize their hands, wear a medical mask at all times and maintain a two-meter physical distance as they enter, move through and exit the building.
- When a parent/guardian needs to meet with a teacher or administrator in person, the meeting must be scheduled in advance and approved by the principal.

Main Office



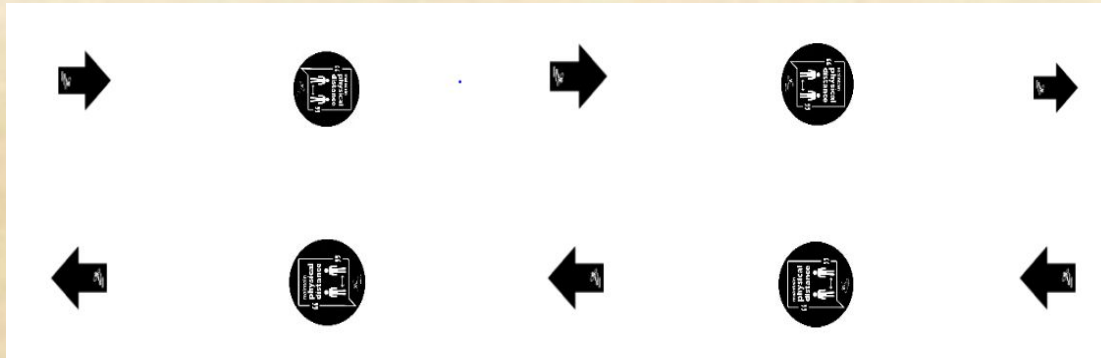
Main Office

- The reception desk and the attendance desk in the main office are equipped with a plexiglass screen due to the high volume of interactions required.
- To reduce crowding in the main office, students and permitted visitors are asked to wait in the hall to be called into the office.
- 'Please wait' floor decals are placed outside the main office to remind students and visitors where to stand. Generally, no more than three guests will be allowed in the office at one time.

Movement in Hallways

Hallways

To minimize close contact between students, directional floor decals have been installed to manage movement of students and staff. Hallways are divided to indicate paths for movement.



Movement in Hallways



Stairs

Stairwells

All stairwells (except stairwell #13 in the new wing - down only) are divided into two-way paths for movement. Directional floor decals for top/bottom of stairs and mid-landing areas have been installed as well.

Atrium Staircases

Students must ascend and descend the atrium staircases on the correct side. Staff have been stationed in key areas of the school to help students get used to these new travel routines.



Stairs



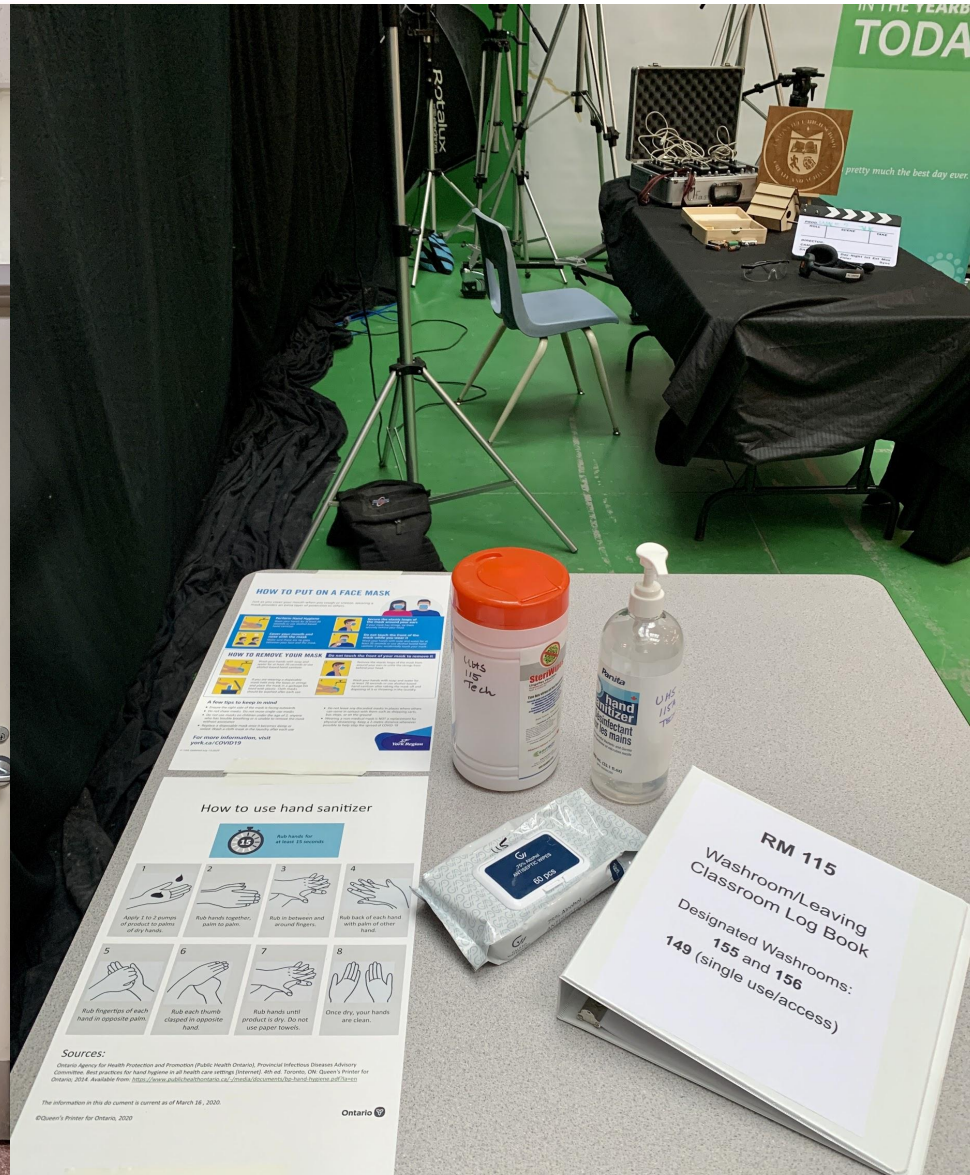
Washroom Use

Students must sign in and out of class to use the washroom. Classes have been assigned specific washrooms in order to minimize the number of student contacts. Students are to maintain physical distance from others at all times within the washroom and follow all prompts on the floor.

Students are to wash their hands when they enter and exit the washroom. Students are to assess if the washroom has reached maximum usage as they enter based on posted signage.

If the maximum has been reached, students are to wait in the hall in the designated area.

Washroom Use



Sources:
Ontario Agency for Health Protection and Promotion (Public Health Ontario), Provincial Infectious Diseases Advisory Committee. Best practices for hand hygiene in all health-care settings (Interim): 4th ed. Toronto, ON: Queen's Printer for Ontario; 2014. Available from: <https://www.healthontario.ca/media/documents/best-practices.pdf>

The information in this document is current as of March 18, 2020.

©Queen's Printer for Ontario, 2020

Ontario

Cleaning & Disinfection Protocols

- Classroom desks and seating have been wiped down prior to students' arrival each day. Classrooms have been decluttered to adhere to social distancing rules and students have been assigned designated seating.
- Classrooms have been equipped with wipes so that staff and students can sanitize any shared equipment before and after each use. Students can also sanitize their hands before and after handling shared items.
- Sanitizer and wipes are replenished in classrooms on a regular basis as required and according to each program's needs.
- Caretakers wipe down all high touch surfaces and clean washrooms twice per day while the building is occupied.

Common Spaces

GUIDANCE

Appointments will continue virtually. Face-to-face meetings are by appointment only and will be held in exceptional circumstances. Physical distance among participants must be maintained for all face-to-face meetings.

LIBRARY

Until further notice, our library is closed (including book exchange, classes and makerspace). Our library will be open for teachers to access student resources.

WATER FOUNTAINS

Students are encouraged to fill water bottles at fill stations. Water fountains have been temporarily put out of service.

LOCKERS

Until further notice, the use of lockers located in hallways and change rooms is not allowed.

Lunch/Study Hall

- Cafeterias are closed until further notice and no food service will be provided on site. All food delivery services (UberEats/Skip the Dishes) will not be accepted.
- Students who remain at school to access wi-fi during study hall may not leave the school for lunch. Students must bring their own lunch.
- Students in study hall are expected to physically distance and engage in their classes in a way that does not disturb others.
- Study hall will begin on September 21st.
- **Students must sign up in Teachassist prior to every day that they need to remain at school for study hall.**

Fire Drills/Lockdowns

School boards are required to hold six fire drills, two lockdown drills and one hold and secure drill annually so students become familiar with emergency preparedness procedures.

Fire Drills

- Students should exit the building in single-file lines while maintaining physical distancing.
- Once outside, students are to remain physically distanced and with their class.

Lockdowns

- In the event of an emergency lockdown, students and staff will follow lockdown procedures.

Hold and Secure

- As per normal practice.

For students who take transit to school...

- While waiting at bus stops, students should wear a face mask and maintain social distancing.
- Students must wear a face mask while riding the bus.
- No more than one person should access the entry stairs of the bus at a time.
- Students are asked to follow all directional information provided by the transportation company.

Clubs, Sports & Music

- Clubs and sports are currently suspended for safety reasons.
- Singing and the use of woodwinds on school property is currently prohibited.
- Repertoire takes place online from **3:15 - 5:15 pm**

ENSEMBLE	TEACHER/CONDUCTOR/LOCATION	
Tuesdays	Concert Choir	Ms. Barazesh
Wednesdays	Wind Ensemble	Mr. Wrigglesworth
	String Orchestra	Mr. Beckwith
Thursdays	Grade 9 Concert Band	Mr. Wrigglesworth
	Symphonic Band (Gr 10)	Ms. Barazesh

Join us for School Council

Monday, September 28th at 7:00 p.m.

More information to follow in the Friday Parent weekly bulletin.

Do you have a question?

Thank you for your kind attention.

If you have questions or concerns, we want to hear from you.

Please email us at unionville.hs@yrdsb.ca.

A 3D rendered orange figure, resembling a stylized person, is shown from the back and side. It is holding a large, rectangular, light-brown sign with a thin brown border. The figure's right hand is resting on top of the sign, and its left hand is holding the side of the sign.

We are here to help ...

Follow us on Twitter

@UHSupdates

and visit our website

<http://www.yrdsb.ca/schools/unionville.hs>