September 18th & 21st, 2020
Welcome Grade 9 Parents

InspireLearning!

2020年9月18、21日
欢迎九年级新生家长

InspireLearning!

Welcome to our Community

On our Grade 9 Orientation days, students created miniature terracotta forms resembling those of artist Antony Gormley.

FIELD, 1989 – 2003 https://www.antonygormley.com/projects/item-view/id/245#p0

InspireLearning!

York Region DISTRICT SCHOOL BOARD

欢迎加入我们学校的行列

我们9年级的学生，在迎新日的时候，仿效艺术家Antony Gormley的艺术形式，共同创作了类似的微型陶俑。

FIELD, 1989 – 2003 https://www.antonygormley.com/projects/item-view/id/245#p0

Welcome to our Community

The completed 330 clay forms will be fired in the school's kilns and installed in the school's gallery. The installation is meant to remind us that, even though the pandemic has forced us to separate, we will continue to be a close-knit community of learners. *FIELD, 1989 – 2003* https://www.antonygormley.com/projects/item-view/id/245#p0



InspireLearning!

York Region DISTRICT SCHOOL BOARD

欢迎加入我们学校的行列

九年级学生所完成的330个微型陶俑，我们将使用学校的窑炉烧制成形，之后将会安装在学校的展示区。这件装置艺术旨在提醒我们，即使因为全球大流行的疫情造成我们之间的距离，但我们仍将会是一个让学生专心学习并维持紧密关系的大家庭。

FIELD, 1989 – 2003 https://www.antonygormley.com/projects/item-view/id/245#p0



InspireLearning!

York Region DISTRICT SCHOOL BOARD

We are here to help!

Guidance Team & Administration

Michelle Farwell:	periods	1, 4, 5	A - Hou	ext. 457
Rita Riolo:	periods	1, 2, 4	Hu - Ma	ext. 441
Stephanie Hawkins:	periods	2, 4, 5	Mc - Wr	ext. 437
Jonathan Tam:	periods	4, 5	Wu - Z	ext. 438
Nellie Simtikidis	Guidance Secretary			ext. 458
Andrew Gazaneo	VP	A - L		ext. 440
Patrick Belmonte	VP	M - Z		ext. 435
Suelyn Cheong	Principal			

InspireLearning!

York Region DISTRICT SCHOOL BOARD

我们随时为您提供协助!

辅导室团队与行政部门

Michelle Farwell:	periods	1, 4, 5	A - Hou	ext. 457
Rita Riolo:	periods	1, 2, 4	Hu - Ma	ext. 441
Stephanie Hawkins:	periods	2, 4, 5	Mc - Wr	ext. 437
Jonathan Tam:	periods	4, 5	Wu - Z	ext. 438
Nellie Simtikidis	Guidance Secretary			ext. 458
Andrew Gazaneo	VP	A - L		ext. 440
Patrick Belmonte	VP	M - Z		ext. 435
Suelyn Cheong	Principal			

InspireLearning!

York Region DISTRICT SCHOOL BOARD

We are here to help!

Melissa Caufield: Head of Special Education

Ann Choi: Student Success Teacher

Laura Fung & Don Pan: ESL Teachers

我们随时为您提供协助!

Melissa Caufield: Head of Special Education

Ann Choi: Student Success Teacher

Laura Fung & Don Pan: ESL Teachers

Drop-offs and Pick-ups

InspireLearning!

York Region DISTRICT SCHOOL BOARD

接送学生注意要项

InspireLearning!

York Region DISTRICT SCHOOL BOARD

Drop-offs and Pick-ups

- Our school promotes healthy lifestyles. We encourage our students to walk/bike to school!
- The school driveway is very busy in the mornings between 8:00 am. and 8:30 am.
- Do not stop your car in the "No Idle Cars" zone. This is also a **Fire Route.**
- Parking passes are required for all cars. Cars that do not have a parking pass will be ticketed by the City of Markham.

接送学生注意要项

- 本校推动并提倡健康的生活方式。因此我们非常鼓励学生可以步行或骑自行车上学。
- 早上8:00到8:30之间，学校前的行车道交通非常繁忙。
- 请勿临停您的汽车在“禁止暂停”区域。因为那里也是消防车道。
- 所有访客如需停车，都需要申请停车证。没有停车证的汽车将会被万锦市市政府开立告票(罚单)。

School Entry

学校入口注意要项

InspireLearning!

York Region DISTRICT SCHOOL BOARD

School Entry

- Classrooms will be opened 15 minutes before the first bell. Students will be allowed entry to the building as of **8:15 a.m**.
- Students may enter through one of four entry points below in a single file fashion while maintaining social distance:
  1. **Town Centre Blvd. (main entrance)**
  2. **Warden**
  3. **Caretaking**
  4. **Small Gym/Tech Wing**
- All students must sanitize their hands as they enter.
- Students must wear a face covering while at school.
- Students attend school only on their designated face to face day.

学校入口注意要项

- 学校最早是8:15才开放让学生进入学校。教室都是在第一声钟声响起前的15分钟开放。
- 学生必须在保持社交距离的情况下，以一列纵队的方式，从以下四个学校入口点之一进入：

1. **Town Centre Blvd. (main entrance)**
2. **Warden**
3. **Caretaking**
4. **Small Gym/Tech Wing**

- 所有的学生在进入学校时都必须消毒双手。
- 在学校时，学生都必须戴口罩。
- 学生只有在学校指定的面对面上学日，才能够来学校。

Late Arrival

- Doors at all four entry points will be locked at 8:45 am.
- Students who arrive before 8:45 am should proceed directly to class.
- Teachers will submit attendance at 8:45 am.
- **Students who arrive after 8:45 am must enter from Town Centre Blvd. only and report to the office prior to going to class.**
- Parents/guardians cannot enter the building unless they have a pre-arranged appointment that has been approved by the principal.

迟到之注意要项

- 早上8:45一到，所有四个入口的门都会锁上。
- 早上在8:45之前到达的学生，应该直接进入教室上课。
- 教师通常在8:45结束点名。
- **在8:45之后才抵达的学生，必须从Town Center Blvd入口进入学校。学生只能也必须先向办公室报到，才可以前往教室上课。**
- 父母或监护人是无法进入学校的，除非他们有事先预约而且是经过校长同意的会面。

School Dismissal

- Students are expected to leave the school and school property after their last scheduled class is complete at 11:00 am.
- Students are expected to continue wearing a face covering until they leave school property.
- All students must sanitize their hands as they exit.
- Students can exit at one of five exit points:
  1. **Town Centre Blvd. (main entrance)**
  2. **Warden**
  3. **Caretaking**
  4. **Small Gym/Tech Wing**
  5. **New wing (stairwell 13)**

放学之注意要项

- 我们希望所有学生在11:00课程结束后，必须离开学校。
- 我们也希望学生直到离开学校前，都要继续戴口罩。
- 所有学生离校前都必须消毒他们的手。
- 学生可以从以下五个出口择一出校门。

1. **Town Centre Blvd. (main entrance)**
2. **Warden**
3. **Caretaking**
4. **Small Gym/Tech Wing**
5. **New wing (stairwell 13)**

Daily Screening

On a daily basis, students and their parents are responsible to review and adhere to the checklist from York Region Public Health. Symptoms of Covid 19 include:

- Fever
- New or Worsening Cough
- Shortness of breath
- Sore Throat or difficulty swallowing
- Altered taste or smell
- Nausea, Vomiting, Diarrhea, Abdominal Pain
- Runny Nose, Nasal Congestion

If your child is feeling unwell or if they have any of the symptoms of Covid-19, please keep them at home, inform the school, and get a test.

The use of a mask is not an acceptable measure to attend school for those who are symptomatic.

每日自我评估检查

学生及家长都有责任，每天自我评估并恪守约克郡公共卫生部门所拟的检核要件。新冠肺炎Covid 19的症状包括：

- 发烧
- 刚开始的或逐渐恶化的咳嗽
- 气短或呼吸困难
- 喉咙痛或吞咽困难
- 味觉或嗅觉的改变(例如丧失味觉或嗅觉)
- 恶心，呕吐，腹泻，腹痛
- 流鼻涕，鼻塞

如果您的小孩身体不舒服，或出现任何新冠肺炎Covid-19的症状，请让您的孩子留在家里，尽速通知学校，并前往新冠肺炎检测中心接受检测。

对于那些有症状的人，就算戴口罩来上学，也是不正确而且不被允许的防范方式。

Daily Screening

COVID-19 SELF-ASSESSMENT

Before entering, please assess yourself (and, if applicable, your child or other dependents) for symptoms of COVID-19.

COMMON SYMPTOMS OF COVID-19 INCLUDE:

FEVER (Temperature of 37.8°C or greater)

NEW OR WORSENING COUGH

SHORTNESS OF BREATH (Dyspnea)

OTHER SYMPTOMS OF COVID-19 CAN INCLUDE:

SORE THROAT OR DIFFICULTY SWALLOWING

NEW SMELL OR TASTE DISORDER(S)

NAUSEA/VOMITING, DIARRHEA, ABDOMINAL PAIN

RUNNY NOSE, OR NASAL CONGESTION Unrelated to seasonal allergies, post nasal drip etc.

For an up-to-date list of all symptoms, visit york.ca/covid19

IF YOU HAVE SYMPTOMS OF COVID-19:

- Do not enter and return home immediately
- Seek assessment and testing as early as possible at a COVID-19 Assessment Centre
- Self-isolate for 14 days (including any members of your household or people you had close contact with from 48 hours before symptoms)

STAY INFORMED.
Visit york.ca/covid19
1-800-361-5653

as Last Updated July 6, 2020

York Region

InspireLearning!

每日自我评估检查

COVID-19 SELF-ASSESSMENT

Before entering, please assess yourself (and, if applicable, your child or other dependents) for symptoms of COVID-19.

COMMON SYMPTOMS OF COVID-19 INCLUDE:

FEVER
(Temperature of 37.8°C or greater)

NEW OR WORSENING COUGH

SHORTNESS OF BREATH
(Dyspnea)

OTHER SYMPTOMS OF COVID-19 CAN INCLUDE:

SORE THROAT OR DIFFICULTY SWALLOWING

NEW SMELL OR TASTE DISORDER(S)

NAUSEA/VOMITING, DIARRHEA, ABDOMINAL PAIN

RUNNY NOSE, OR NASAL CONGESTION
Unrelated to seasonal allergies, post nasal drip etc.

For an up-to-date list of all symptoms, visit york.ca/covid19

IF YOU HAVE SYMPTOMS OF COVID-19:

- Do not enter and return home immediately
- Seek assessment and testing as early as possible at a COVID-19 Assessment Centre
- Self-isolate for 14 days (including any members of your household or people you had close contact with from 48 hours before symptoms)

STAY INFORMED.
Visit york.ca/covid19
1-800-361-5653

as Last Updated July 6, 2020

York Region

InspireLearning!

If your child feels sick at school…

- They should let a staff member (teacher or office support) know immediately.
- You will receive a phone call immediately from the school so arrangements can be made to pick up your child.
- An administrator will calmly escort your child to a wellness room until you or another adult approved by you arrives.
- We thank you for providing us with updates regarding the health of your child while they are away from school.

如果您的小孩在学校感觉身体不舒服...

- 他们应该立即告知学校职员(老师或办公室行政人员)。
- 我们将会在第一时间以电话通知您，让您能立即安排接小孩事宜。
- 我们的行政人员，会在您或您指定的代理人到达之前，在我们的保健室，冷静地陪伴您的小孩。
- 若您能够提供我们有关您小孩离校后的健康状况，我们会非常感谢您。

Face Coverings

- Students are expected to come to school with their own face covering.
- Masks must be worn at all times when inside the school, on school property and on YRDSB arranged transportation.
- Masks are not to be shared.
- Face coverings can be non-medical or cloth.
- Students who do not have a face covering will be provided one by the main office.

脸部覆盖物(面罩、口罩)

- 我们要求学生必须戴着自己的面罩上学。.
- 在学校建筑内，校园和教育局安排的交通工具里面，学生都被要求必须一直戴着口罩。
- 不要共用口罩。
- 脸部覆盖物(面罩、口罩)可以是非医用或布做的.
- 学校办公室将会提供口罩给没有戴的学生。

HOW TO PUT ON A FACE MASK

Cloth or non-medical face coverings are required inside all commercial establishments in York Region. Just as you cover your mouth when you cough or sneeze, wearing a mask provides an extra layer of protection to others. Medical and surgical masks, including N95 respirators, should be saved for our front-line health professionals.

1. **Perform Hand Hygiene**
   Wash your hands for at least 20 seconds or use alcohol-based hand sanitizer.

2. **Secure the elastic loops of the mask around your ears**
   If your mask has strings, tie them securely behind your head.

3. **Cover your mouth and nose with the mask**
   Make sure there are no gaps between your face and the mask.

4. **Do not touch the front of the mask while you wear it**
   Wash your hands with soap and water for at least 20 seconds or use alcohol-based hand sanitizer if you accidentally touch your mask.

HOW TO REMOVE YOUR MASK

Do not touch the front of your mask to remove it

1. Wash your hands with soap and water for at least 20 seconds or use alcohol-based hand sanitizer.

2. Remove the elastic loops of the mask from around your ears or untie the strings from behind your head.

3. If you are wearing a disposable mask hold only the loops or strings and place the mask in a garbage bin lined with plastic. Cloth masks should be washed after each use.

4. Wash your hands with soap and water for at least 20 seconds or use alcohol-based hand sanitizer after taking the mask off and disposing of it or throwing in the laundry.

A few tips to keep in mind

- Ensure the right side of the mask is facing outwards
- Do not share masks. Do not reuse single-use masks
- Do not use masks on children under the age of 2, anyone who has trouble breathing or is unable to remove the mask without assistance
- Replace a disposable mask once it becomes damp or soiled. Wash a cloth mask in the laundry after each use
- Do not leave any discarded masks in places where others can come in contact with them such as shopping carts, bus stops, or on the ground
- Wearing a non-medical mask is NOT a replacement for physical distancing. Keep a 2-metre distance whenever possible to help stop the spread of COVID-19

For more information, visit
york.ca/COVID19

York Region

Last Updated July 13,2020

InspireLearning!

York Region DISTRICT SCHOOL BOARD

如何正确戴口罩

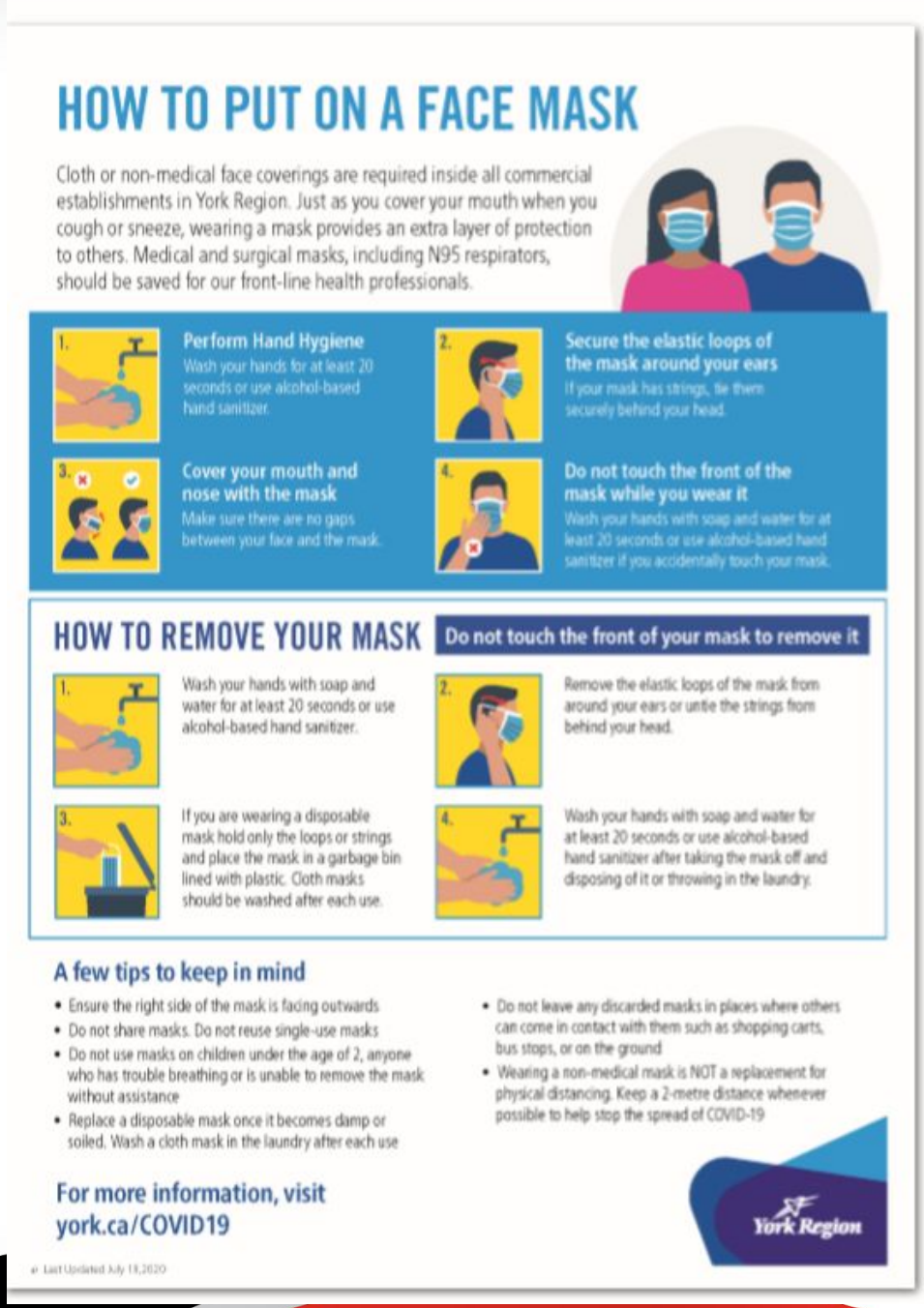

HOW TO PUT ON A FACE MASK

Cloth or non-medical face coverings are required inside all commercial establishments in York Region. Just as you cover your mouth when you cough or sneeze, wearing a mask provides an extra layer of protection to others. Medical and surgical masks, including N95 respirators, should be saved for our front-line health professionals.

1. **Perform Hand Hygiene**
   Wash your hands for at least 20 seconds or use alcohol-based hand sanitizer.
2. **Secure the elastic loops of the mask around your ears**
   If your mask has strings, tie them securely behind your head.
3. **Cover your mouth and nose with the mask**
   Make sure there are no gaps between your face and the mask.
4. **Do not touch the front of the mask while you wear it**
   Wash your hands with soap and water for at least 20 seconds or use alcohol-based hand sanitizer if you accidentally touch your mask.

HOW TO REMOVE YOUR MASK

Do not touch the front of your mask to remove it

1. Wash your hands with soap and water for at least 20 seconds or use alcohol-based hand sanitizer.
2. Remove the elastic loops of the mask from around your ears or untie the strings from behind your head.
3. If you are wearing a disposable mask hold only the loops or strings and place the mask in a garbage bin lined with plastic. Cloth masks should be washed after each use.
4. Wash your hands with soap and water for at least 20 seconds or use alcohol-based hand sanitizer after taking the mask off and disposing of it or throwing in the laundry.

A few tips to keep in mind

- Ensure the right side of the mask is facing outwards
- Do not share masks. Do not reuse single-use masks
- Do not use masks on children under the age of 2, anyone who has trouble breathing or is unable to remove the mask without assistance
- Replace a disposable mask once it becomes damp or soiled. Wash a cloth mask in the laundry after each use
- Do not leave any discarded masks in places where others can come in contact with them such as shopping carts, bus stops, or on the ground
- Wearing a non-medical mask is NOT a replacement for physical distancing. Keep a 2-metre distance whenever possible to help stop the spread of COVID-19

For more information, visit york.ca/COVID19

York Region

Last Updated July 13, 2020

Hand Washing/Sanitizing

Students are to wash hands using soap and water or use hand sanitizer immediately before...

- leaving home,
- leaving the classroom,
- eating,
- touching their face,
- and leaving school.

Students are to wash hands or use hand sanitizer immediately after...

- arriving at school/entering the classroom,
- finishing lunch,
- touching shared objects,
- using the bathroom,
- coughing, sneezing, or blowing their nose,
- and arriving at home.

Hand sanitizing stations have been placed in every classroom and at each entry/exit point.

洗手/消毒

学生在碰到以下几种状况之前，必须先使用肥皂和水洗手或使用消毒洗手液

- 离开家之前
- 离开教室之前
- 吃东西之前
- 摸自己的脸之前
- 离开学校之前

学生在碰到以下几种状况之后，必须立即使用肥皂和水洗手或使用消毒洗手液.

- 抵达学校/进入教室之后
- 吃完午饭之后
- 触摸共用的东西之后
- 使用厕所之后
- 咳嗽，打喷嚏或擤鼻涕之后
- 回家之后

在每个教室和每个出入口，都架设了消毒洗手液的装置。

Correct Handwashing Procedures
Procédure correcte de lavage des mains

1 Wet Hands
Mouiller les mains

2 Soap
Prendre du savon

3 Lather (minimum 20 seconds)
Faire mousser (minimum de 20 secondes)

4 Rinse
Rincer

5 Towel dry or use an air dryer
Sécher les mains avec une serviette ou utiliser un séchoir à air

6 Turn taps off with towel
Fermer le robinet avec la serviette

PUBLIC HEALTH
1-800-361-5653
TTY: 1-866-512-6228
york.ca/COVID19

York Region

2020-02-04 Last updated June 14, 2020

York Region

How to correctly use hand sanitizer

1 Apply one squirt

2 Rub hands together

3 Rub until dry

Important Tips:

- Use hand sanitizer when:
  - soap and running water are not available
  - hands are not visibly soiled
- Use moistened towelettes followed by hand sanitizer when hands are visibly dirty and soap and water are not available
- Choose an alcohol-based hand sanitizer that contains between 60% and 90% alcohol
- Children should be supervised when using hand sanitizer product
- Do not apply hand sanitizer near an open flame

Note: alcohol-based hand sanitizer dispensers must not be placed within 15cm (six inches) of a source of ignition (e.g., electrical outlet, light switch).

1-800-361-5653
TTY: 1-866-252-9933
York Region Health Connection

Community and Health Services
Public Health
www.york.ca

2017_10_2014

如何正确洗手和使用消毒洗手液

InspireLearning!

York Region DISTRICT SCHOOL BOARD

Visitors' Policy

- Until further notice, **visitors are not to enter the school during hours of operation unless identified through a prearranged exception.**
- Visitor approval must be obtained from the principal.
- All permitted visitors must confirm their arrival at the main office and be signed in and out.
- All visitors must sanitize their hands, wear a medical mask at all times and maintain a two-meter physical distance as they enter, move through and exit the building.
- When a parent/guardian needs to meet with a teacher or administrator in person, the meeting must be scheduled in advance and approved by the principal.

有关访客的规定

- 目前所有访客不得在学校上班时间内进入学校，除非是有经过确认且事先安排的会面。
- 所有访客必须获得校长的批准。
- 所有获准的访客都必须先到学校办公室确认身份，然后签名报到与签名登记离开。
- 所有访客都必须消毒双手，并一直戴着医疗用口罩。在进出学校以及穿越学校内时，都要与人保持至少两米的社交距离。
- 当父母或监护人需要亲自与老师或学校行政人员会面时，该会议必须提前安排并得到校长的批准。

Main Office

- The reception desk and the attendance desk in the main office are equipped with a plexiglass screen due to the high volume of interactions required.
- To reduce crowding in the main office, **students and permitted visitors are asked to wait in the hall to be called into the office.**
- ‘Please wait’ floor decals are placed outside the main office to remind students and visitors where to stand. Generally, no more than three guests will be allowed in the office at one time.

主办公室

- 主办公室的接待与报到处，由于必须面对与大量访客的互动，所以架设有透明亚克力玻璃隔幕。
- 为了不造成主办公室太过拥挤，**我们要求学生和获准来访的访客，必须在大厅里等待，直到被招唤到办公室。**
- 我们在主办公室外贴了“请稍候”的地板贴纸，来标示学生和访客站立的地方。通常，最多只能有三位访客同时进入主办公室。

Movement in Hallways

Hallways

To minimize close contact between students, directional floor decals have been installed to manage movement of students and staff. Hallways are divided to indicate paths for movement.

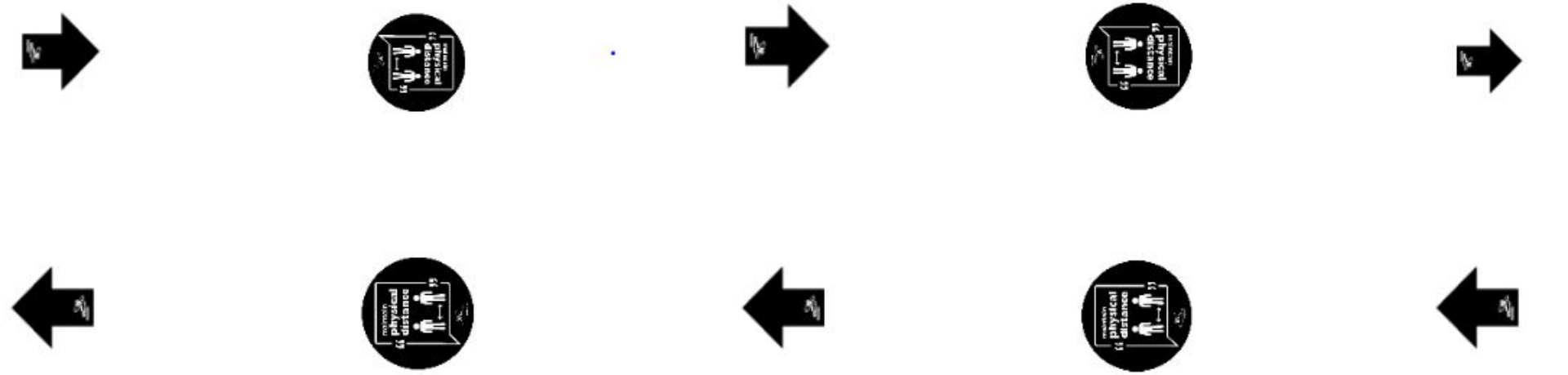

在走廊中行走

走廊

为了让学生之间可能发生的接触减低到最少，我们安装了定向地板贴纸以管理学生和教职员工的行走动线。走廊依照移动路径指示，划分好了动线区域。

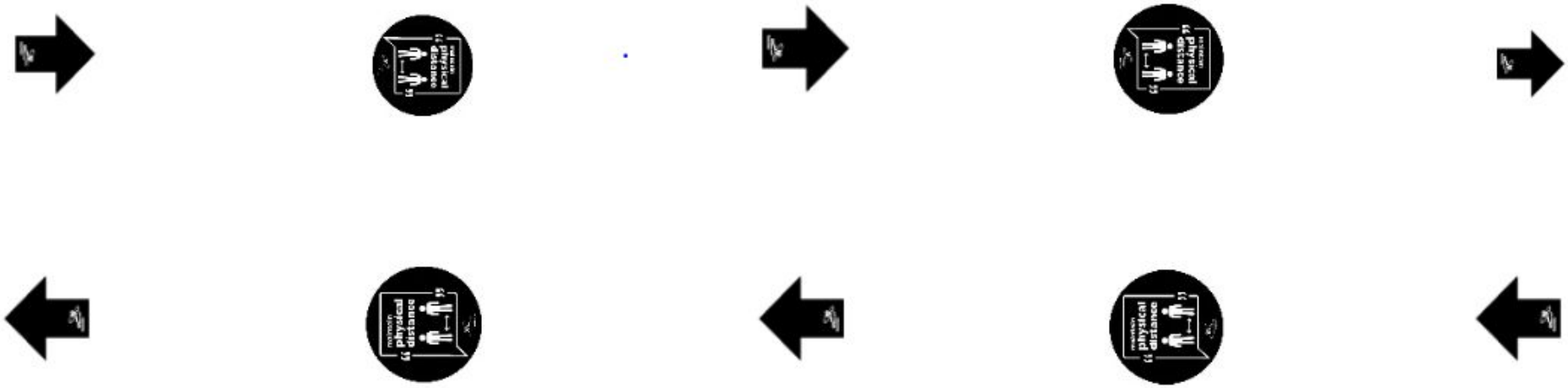

Stairs

InspireLearning!

York Region DISTRICT SCHOOL BOARD

楼梯

Stairs

Stairwells

All stairwells (except stairwell #13 in the new wing - down only) are divided into two-way paths for movement. Directional floor decals for top/bottom of stairs and mid-landing areas have been installed as well.

Atrium Staircases

Students must ascend and descend the atrium staircases on the correct side. Staff have been stationed in key areas of the school to help students get used to these new travel routines.

InspireLearning!

York Region District School Board

楼梯

楼梯间

所有的楼梯间(新的侧楼中的13号楼梯间除外-因为该楼梯间只能向下走)均有划分为分开的双向行动路径。我们在楼梯间顶部、底部和中间区域都安装了定向地板贴纸。

中庭楼梯

在中庭楼梯，学生必须依照上下楼梯的动线指示，在正确的位置行走。学校也已经指派工作人员派驻在学校的重要地点，来协助学生适应这些新规定的例行动线。

Washroom Use

Students must sign in and out of class to use the washroom. Classes have been assigned specific washrooms in order to minimize the number of student contacts. Students are to maintain physical distance from others at all times within the washroom and follow all prompts on the floor.

Students are to wash their hands when they enter and exit the washroom. Students are to assess if the washroom has reached maximum usage as they enter based on posted signage.

If the maximum has been reached, students are to **wait** in the hall in the designated area.

洗手间使用规则

在上课时间，学生必须签名登记進出课堂才能使用洗手间。为了减少学生之间可能产生的接触，所有班级都被分配了特定的洗手间。无论何时，在洗手间内，学生应保持与他人的社交距离，并遵守地板上安装的所有提示。

学生进入和离开洗手间时一定要洗手。洗手间门口有张贴该空间可以同时容纳多少人使用，学生必须自行评估进入洗手间时，该空间是否已达到最大使用量。

如果该洗手间人数已经达到规定上限，学生必须在指定区域的走廊等候。

Cleaning & Disinfection Protocols

- Classroom desks and seating have been wiped down prior to students' arrival each day. Classrooms have been decluttered to adhere to social distancing rules and students have been assigned designated seating.
- Classrooms have been equipped with wipes so that staff and students can sanitize any shared equipment before and after each use. Students can also sanitize their hands before and after handling shared items.
- Sanitizer and wipes are replenished in classrooms on a regular basis as required and according to each program's needs.
- Caretakers wipe down all high touch surfaces and clean washrooms twice per day while the building is occupied.

清洁和消毒规定

- 在学生每天抵达教室前，教室的课桌椅都已经是有清洁过了。教室内也已经去除杂物以符合社交距离规定，并且为学生安排了指定的座位。
- 教室同时配备了消毒湿巾，对于共用的设备，教职员工和学生可以在每次使用前后对该设备进行消毒。使用前后，学生也可以消毒自己的双手。
- 根据不同课程的需求，我们会定期根据需要，在教室内补充消毒洗手剂和消毒湿巾。
- 在学校上班上课期间，学校负责清洁打扫的管理人员，会每天擦拭清洁所有高接触表面，并且每天打扫洗手间两次。

Common Spaces

GUIDANCE

Appointments will continue virtually. Face-to-face meetings are by appointment only and will be held in exceptional circumstances. Physical distance among participants must be maintained for all face-to-face meetings.

LIBRARY

Until further notice, our library is closed (including book exchange, classes and makerspace). Our library will be open for teachers to access student resources.

WATER FOUNTAINS

Students are encouraged to fill water bottles at fill stations. Water fountains have been temporarily put out of service.

LOCKERS

Until further notice, the use of lockers located in hallways and change rooms is not allowed.

公共空间

辅导室

会谈将继续维持在线视讯方式。面对面的会谈必须要事前预约，而且只有在特殊情况下才会允许。所有参与面对面的会谈者，必须保持彼此之间的社交距离。

图书馆

除非有另行通知，不然目前我们的图书馆仍维持关闭(包括图书交换，教室和创客空间)。我们的图书馆将只开放供老师搜寻学生资源。

饮水机

我们鼓励学生在指定的饮水补充机填装自己的水瓶。但普通饮水机已暂时停用。

学生个人储物柜

除非有另行通知，位于走廊和更衣室的学生个人储物柜，目前都不得使用。

Lunch/Study Hall

- Cafeterias are closed until further notice and no food service will be provided on site. All food delivery services (UberEats/Skip the Dishes) will not be accepted.
- Students who remain at school to access wi-fi during study hall **may not leave the school for lunch.** Students must bring their own lunch.
- Students in study hall are expected to physically distance and engage in their classes in a way that does not disturb others.
- Study hall will begin on September 21st.
- **Students must sign up in Teachassist prior to every day that they need to remain at school for study hall.**

午餐/自习大厅

- 直至另行通知为止，学校食堂持续关闭，并且不提供任何餐饮服务。我们也不允许所有任何送餐服务(像UberEats/Skip the Dishes)
- 希望留在学校的自习大厅使用wi-fi的学生，他们必须自带午餐，因为中午不得离开学校去吃午餐。
- 使用自习大厅的学生，应与他人保持社交距离，并以不打扰他人的方式进行学习。
- 自习大厅将于9月21日开放。
- 每天要留在学校学习大厅之前，学生必须在Teachassist上注册。

Fire Drills/Lockdowns

School boards are required to hold six fire drills, two lockdown drills and one hold and secure drill annually so students become familiar with emergency preparedness procedures.

Fire Drills

- Students should exit the building in single-file lines while maintaining physical distancing.
- Once outside, students are to remain physically distanced and with their class.

Lockdowns

- In the event of an emergency lockdown, students and staff will follow lockdown procedures.

Hold and Secure

- As per normal practice.

消防演习/封锁

按照教育局规定，我们每年会举行6次消防演习，2次封锁演习以及1次危机预防演习，以便学生熟悉各种应急预备程序。

消防演习

- 学生应在保持社交距离的情况下，以单人行列的方式离开建筑物。
- 在户外时，学生应与同班在一起，但同时保持社交距离。

封锁演习

- 如果学校发生紧急封锁，学生和教职员工将遵循封锁程序进行。

危机预防演习

- 按照正常程序进行

For students who take transit to school…

- While waiting at bus stops, students should wear a face mask and maintain social distancing.
- Students must wear a face mask while riding the bus.
- No more than one person should access the entry stairs of the bus at a time.
- Students are asked to follow all directional information provided by the transportation company.

InspireLearning!

乘坐公共运输工具来学校的学生...

- 学生在公共运输工具的车站等车时，必须戴上口罩并且保持社交距离。
- 学生在乘坐公共运输工具时必须戴上口罩。
- 上下公共运输工具的入口时，一次最多只能有一个人进出。
- 我们的学生被要求，一定要遵守运输公司所提供的所有规定与指导。

InspireLearning!

Clubs, Sports & Music

- Clubs and sports are currently suspended for safety reasons.
- Singing and the use of woodwinds on school property is currently prohibited.
- Repertoire takes place online from 3:15 - 5:15 pm

ENSEMBLE	TEACHER/CONDUCTOR/LOCATION	
Tuesdays	Concert Choir	Ms. Barazesh
Wednesdays	Wind Ensemble	Mr. Wrigglesworth
	String Orchestra	Mr. Beckwith
Thursdays	Grade 9 Concert Band	Mr. Wrigglesworth
	Symphonic Band (Gr 10)	Ms. Barazesh

InspireLearning!

York Region District School Board

社团，体育与音乐

- 基于安全理由，所有社团和体育运动项目，目前都暂停。
- 目前禁止在校园内唱歌和使用管乐器。
- 乐团在下午3:15-5:15以视讯进行

ENSEMBLE	TEACHER/CONDUCTOR/LOCATION	
Tuesdays	Concert Choir	Ms. Barazesh
Wednesdays	Wind Ensemble	Mr. Wrigglesworth
	String Orchestra	Mr. Beckwith
Thursdays	Grade 9 Concert Band	Mr. Wrigglesworth
	Symphonic Band (Gr 10)	Ms. Barazesh

Join us for School Council

Monday, September 28th at 7:00 p.m.

InspireLearning!

York Region DISTRICT SCHOOL BOARD

请参与我们的校务委员会

星期一 9月28日晚上7:00

Do you have a question?

Thank you for your kind attention.

If you have questions or concerns, we want to hear from you.

Please email us at unionville.hs@yrdsb.ca.

您有任何的问题吗？

非常感谢您的关注!

如果您有任何问题或疑虑，欢迎提出，我们希望能为您提供协助。

请电邮我们: unionville.hs@yrdsb.ca.