



PARENT

BULLETIN 13

Tel: (905)-479-2787 Email: unionville.hs@yrdsb.ca Website: <http://unionville.hs.yrdsb.ca>

T H I S W E E K ' S E V E N T S

Monday November 30	<ul style="list-style-type: none"> • Ceramics Class to Markham Museum 8:30 am to 2:00 pm • OSSLT Diagnostic Test • BBI2O food sales competition 3:00 pm to 4:00 pm
Tuesday December 1	<ul style="list-style-type: none"> • BBI2O food sales competition 3:00 pm to 4:00 pm
Wednesday December 2	<ul style="list-style-type: none"> • Senior Phys Ed Classes to Ontario Science Centre 8:30 am to 2:30 pm • ADA1OM <i>Krysalis</i> performance 7:00 pm in room 106 • BBI2O food sales competition 3:00 pm to 4:00 pm
Thursday December 3	<ul style="list-style-type: none"> • PEAK to Milliken Mills for Drama Class 8:30 am to 12:00 pm • ENG3U/4U to screening of Hamlet 9:15 am to 2:00 pm • Swimming to Pan Am Centre 2:35 pm to 4:10 pm • ADA1OM <i>Krysalis</i> performance Period 3 in room 106
Friday December 4	<ul style="list-style-type: none"> • UHS hosting Girls Volleyball Tournament ALL DAY

U P C O M I N G E V E N T S

Monday December 7	<ul style="list-style-type: none"> • Staff Meeting
Tuesday December 8	<ul style="list-style-type: none"> • YRAA SNAP tournament ALL DAY • Dance technical/dress rehearsals for Nutcracker Twist 8:30 am to 3:00 pm • LVV4U classes to Royal Ontario Museum 8:30 am to 2:00 pm • Winter Fantasia 7:30 pm to 9:30 pm
Wednesday December 9	<ul style="list-style-type: none"> • Nutcracker Twist Dance Performance 8:30 am to 3:00 pm (Show time:12:30 pm to 1:45 pm) • Life Skills Class to Elgin Theatre 9:45am to 1:30 pm • Winter Fantasia 7:30 pm to 9:30 pm
Thursday December 10	<ul style="list-style-type: none"> • Life Skills Class to Elgin Theatre 9:45 am to 1:30 pm • Swimming to Pan Am Centre 2:45 pm to 4:10 pm • Outdoor Education Program Winter Experience at Copeland Forest (Day 1)
Friday December 11	<ul style="list-style-type: none"> • Outdoor Education Program Winter Experience at Copeland Forest (Day 2)

All visitors to UHS must report to the main office to sign in.

I M P O R T A N T M E S S A G E S

Guidance News

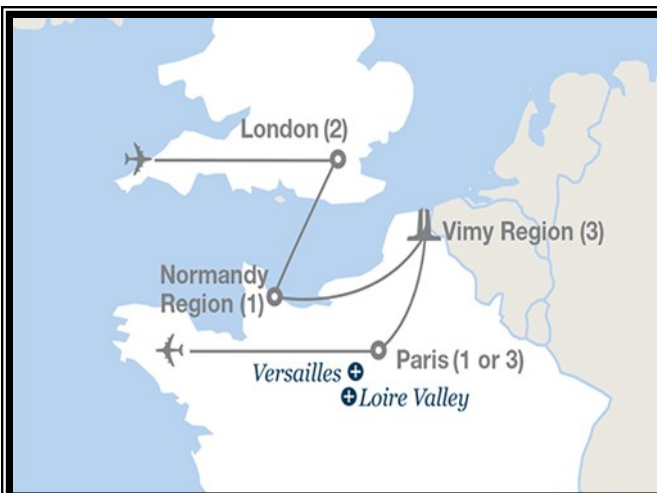
Jing Lu (Admissions and Student Liaison Officer for International Students) will be meeting all International students on Wednesday, December 2nd during period 5 (1:51pm-3:06pm) in the small gym. All students are encouraged to attend.

The 100th Anniversary of the Battle of Vimy Ridge

Registration is now open for UHS students in grade 9 to 11 who would like to take part in our trip to the 100th Commemoration of the Battle of Vimy Ridge in April 2017.

The Battle of Vimy Ridge is seen as an important turning point in Canadian History. Long considered the birthplace of our nation, Vimy Ridge marks the first time the Canadian corps fought together as an independent unit, rather than as part of British troops. Students from across York Region - and across Canada - will be travelling to France in April 2017 to remember this important event. Unionville students will begin our trip in London and end in Paris, adding important cultural excursions to the rich history this trip offer.

All students registered by November 30 will be entered in a draw for one of four \$50 Walmart gift cards.



To get more information about this trip, or to register your son / daughter please see our website <http://www.eftours.ca/tour-website/1681680rh> or contact Elizabeth.sloan@yrcsb.ca.

DAY 1 (APRIL 3, 2017): FLY OVERNIGHT TO ENGLAND

DAY 2 (APRIL 4, 2017): LONDON

- Meet your Tour Director at the airport
- Take a walking tour of London

DAY 3 (APRIL 5, 2017): LONDON

- Participate in commemorative ceremonies in London

DAY 4 (APRIL 6, 2017): FERRY | NORMANDY REGION

- Travel to Dover
- Take a ferry from Dover to Calais
- Continue on to the Normandy region

DAY 5 (APRIL 7, 2017): NORMANDY REGION

- Visit Juno Beach Centre
- Visit Bény-sur-Mer Canadian War Cemetery
- Travel to the Vimy region

DAY 6 (APRIL 8, 2017): VIMY REGION

- Take a Parks Canada guided tour of the Beaumont-Hamel Newfoundland Memorial
- Visit the Vimy Memorial site

DAY 7 (APRIL 9, 2017): VIMY REGION

- Participate in the 100th anniversary ceremonies of the Battle of Vimy Ridge

DAY 8 (APRIL 10, 2017): PARIS

- Travel to Paris
- Take a guided tour of Paris: Place de la Concorde; Champs-Élysées; Arc de Triomphe; Conciergerie

DAY 9 (APRIL 11, 2017): DEPART FOR HOME

Create life-changing memories on the trip of a lifetime

Unionville H.S. is accepting online payments through School Cash ONLINE!

School Cash Online provides the following benefits:

- A convenient fee payment option that saves time
- Reduces paper
- No more need to send cash or cheques to school
- A quick way to register. It takes less than 5 minutes to register.

Parents that opt to participate will receive notification via email of student fees owed (both required and optional), and can make secure online payments by credit card or Interac and receive a receipt.

To view a presentation about the program, go to <http://www.kevsoftware.com/movies/ParentRegEnglish/>.

Follow the easy steps on the next page to register and get started!

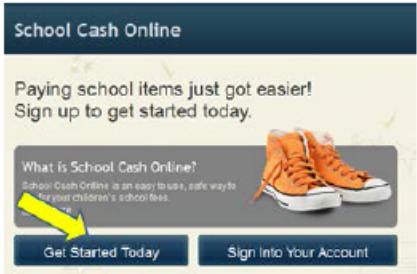


[Disclaimer](#)

Step 1: Register

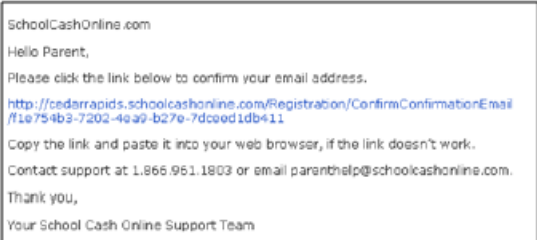
- a) Click on the School Cash Online button on our school’s website at <http://Unionville.HS.yrdsb.ca/> and select the **“Get Started Today”** button.
- b) Complete each of the three Registration Steps

***For Security Reasons your password, requires 8 characters, one uppercase letter, one lowercase letter and a number.**



Step 2: Confirmation Email

A registration confirmation email will be automatically forwarded to you. Click on the link provided inside the email to confirm your email and School Cash Online account. The confirmation link will open the School Cash Online site prompting you to sign into your account. Use your email address and password just created with your account.

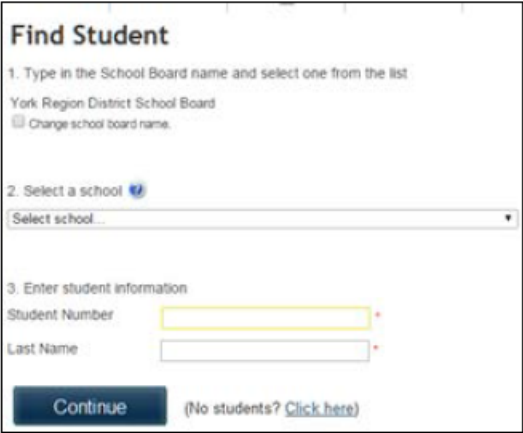


Step 3: Find Student

NOTE: A STUDENT NUMBER IS REQUIRED

This step will connect your children to your account.

- a) Enter the School Board Name
- b) Enter the School Name
- c) Enter Your Child’s Student # and Last Name
- d) Select **Continue**
- e) On the next page confirm that you are related to the child, check in the Agree box and select **Continue**
- f) Your child has been added to your account



Step 4: View Items or Add Another Student

If you have more children, select **“Add Another Student”** option and repeat the steps above. 5 children can be added to one parent account.

If you do not wish to add additional children, select **“View Items For Students”** option. A listing of available items for purchase will be displayed.

NEED HELP?

If you require assistance, select the **GET HELP** option in the top right hand corner of the screen or contact School Cash Online – Parent Help Desk at 1-866-961-1803 or parenthelp@schoolcashionline.com.