

# PARENT

# BULLETIN 02

Tel: (905)-479-2787

Email: [unionville.hs@yrdsb.ca](mailto:unionville.hs@yrdsb.ca)

Website: <http://unionville.hs.yrdsb.ca>

## N E X T W E E K ' S E V E N T S

Monday September 5	<ul style="list-style-type: none"><li>Labour Day</li></ul>
Tuesday September 6	<ul style="list-style-type: none"><li>Grade 9 Welcome Day</li></ul>
Wednesday September 7	<ul style="list-style-type: none"><li>First Day of School for ALL grades</li></ul>
Thursday September 8	
Friday September 9	

## U P C O M I N G E V E N T S

Monday September 12	
Tuesday September 13	
Wednesday September 14	<ul style="list-style-type: none"><li>Kinark Drama Trip</li></ul>
Thursday September 15	<ul style="list-style-type: none"><li>Kinark Drama Trip</li></ul>
Friday September 16	<ul style="list-style-type: none"><li>Kinark Drama Trip</li></ul>



**All visitors to UHS must report to the main office to sign in.**

## I M P O R T A N T M E S S A G E S

### Grade 9 Orientation Day

Tuesday September 6 is the first day of school for Grade 9 students only. The UHS Transition Committee and Student Council have planned a day to help grade 9 students learn more about the school. Grade 9 students will start the day at 8:30 in their period 1 classes and then follow a modified schedule for the remainder of the day, including a complimentary bbq lunch.

Parents and Guardians are invited to a short information session in the cafeteria beginning at 8:35. Special arrangements have been made with Flato Markham Theatre for parents/guardians to park in the theatre lot if they are attending the information session. Please do not park in the UHS staff parking lot.

# PHOTO DAY SEPTEMBER 20th!



# I M P O R T A N T M E S S A G E S

## Message from our Trustee

As we start another school year, we are very pleased to welcome all of our new and returning families. I hope you all enjoyed the hot summer months and are looking forward to the start of school.

There is a lot to look forward to in the months ahead and many ways for families to engage with their child's learning. There is a strong connection between parent and family engagement and student achievement and well-being, and I hope that you will find opportunities to get involved.

In the coming year, trustees will continue to focus on the priorities that we set out in our [Multi-Year Plan](#): student achievement and well-being; the delivery of effective and sustainable educational programs; and the responsible stewardship of Board resources.

We know that partnerships with parents and families are essential to achieving these goals. However you choose to get involved, know that you are making a difference to your child's learning.

I wish you all the best for the upcoming school year.

**- Billy Pang**

August 2, 2016

To Whom It May Concern,


Children's safety is an important priority for the City of Markham. We are reaching out to all Markham schools to bring to their attention the significant number of complaints the City receives each year regarding parking and unsafe vehicular activity in school zones throughout our municipality.

In October 2015, the City implemented the Administrative Monetary Penalty System (AMPS). Under AMPS, the City's Parking Enforcement Officer are permitted to issue a Penalty Notice (or "parking ticket") for failing to comply with Markham's Parking Control By-law, and serve it using a variety of methods. This means, that Officers may conduct enforcement in Markham school zones by recording the licence plates of vehicles, without stepping out of their vehicle, and mail Penalty Notices to the registered owners of improperly parked vehicles. Individuals that receive a Penalty Notice (regardless of how the Notice is delivered) will be required to pay within 15 days or dispute it by following the instructions on the back of the Notice.

With the new school year just around the corner; I wanted to inform Markham schools that the City's Parking Enforcement Team will resume active enforcement efforts beginning late August 2016. I ask for your assistance in sharing the information in this document with the parents of your students as well as students who drive to school and to remind them of the requirement to park in the **permitted areas of your school only**. Enclosed you will find a list of common parking violations and general parking information, which is intended to assist the parents/caregivers of your students and your students, in ensuring they walk, bike and drive safe!

With your assistance and support, we can help ensure Markham's school zones are safe for all students and residents. For additional information regarding the City's AMPS program visit the City's [website](#) or contact Daniel Vincent, Parking Control Supervisor at [dvincent@markham.ca](mailto:dvincent@markham.ca) or by phone at (905) 477-7000 extension 4262. If your school requires additional parking for special events such as graduations, parent-teacher interviews, school plays or performances, please contact the City's Parking Administration Office at [parkingadmin@markham.ca](mailto:parkingadmin@markham.ca) or by phone at (905) 477-7000 extension 2050.

Sincerely,



Kimberley Kitteringham  
City Clerk

Enclosure

## Common Parking Violations

Many schools send out parking regulation reminders to parents/caregivers and students via email or school newsletters. In addition to these methods, students who drive to school may benefit from reminders during school announcements and assemblies. For primary and elementary schools, teachers can plan a “field trip” to show students the signs and explain their associated meaning. Students that are made aware of parking signage at an early age are more likely to relay this information to their parents, grandparents and caregivers.

Drivers should be reminded park in **permitted** areas only, which includes:

1. The school parking lot; or,
2. Streets that do not have **prohibited parking** or **prohibited stopping** signs posted.

In addition to the most common parking violations listed below, drivers should ensure that they are not stopped or parked so as to block a fire hydrant, intersection, bus stop or private driveway.

### Fire Route



These signs are posted to alert drivers that the area is a **Fire Route**. Fire Routes are the roads, laneways, or driveways that provide access to a building and may also include areas within a parking lot. A driver is **in violation** of this parking regulation if he/she is stopped or parked in a Fire Route even if their engine is running, hazard lights are flashing, or there is someone in the car.

When this sign is displayed, drivers are permitted to immediately drop off/pick up individuals – **there cannot be a delay**. For example, when a parent is dropping off their child to school, the child should get out of the vehicle and the parent should immediately drive away. Similarly, when a parent is engaged in picking up their child, the child should already be waiting at the curb for their parent. After the child gets into the vehicle, the parent must then immediately drive away.

When this sign is displayed, drivers are not permitted to:

1. Sit and wait in the car for their child (even for a few minutes); or
2. Leave their vehicle (even to quickly drop off their child's lunch).

### Prohibited Parking



These signs are posted to alert drivers that **parking is prohibited**. A driver is **in violation** of this parking regulation if he/she has stopped the vehicle but the engine is running, hazard lights are flashing, or there is someone in the car.

When this sign is displayed, drivers are permitted to immediately drop off/pick up individuals – **there cannot be a delay**. For example, when a parent is dropping off their child to school, the child should get out of the vehicle and the parent should immediately drive away. Similarly, when a parent is engaged in picking up their child, the child should already be waiting at the curb for their parent. After the child gets into the vehicle, the parent must then immediately drive away.

When this sign is displayed, drivers are not permitted to:

1. Sit and wait in the car for their child (even for a few minutes); or
2. Leave their vehicle (even to quickly drop off their child's lunch).

## Accessible Parking



These signs are posted to alert drivers that a **parking spot is reserved for individuals with Accessible Parking Permits only**. Drivers are not permitted to park or stop their vehicle in these spots unless the driver has a **valid** Accessible Parking Permit and it is properly displayed. The permit **must** also be used by the person it was issued to.

## Prohibited Stopping



These signs are posted to alert drivers that **stopping is prohibited**. They are often posted on surrounding streets from schools and may indicate the times of day that a driver is not permitted to stop their vehicle - drivers must continue to drive with the flow of traffic.

When this sign is displayed, drivers are not permitted to:

1. **Stop** their vehicle to let people in or out of their vehicle; or
2. **Sit** and **wait** for their child to get into the vehicle.

## Frequently Asked Questions

### 1. How close to the curb should drivers park?

Drivers should park within 6 inches or 15 centimetres away from a curb; however, the City's Parking Enforcement Officers exercise discretion and will typically only issue a Penalty Notice to a vehicle that is parked more than 12 inches or 30 centimetres away from a curb.

### 2. How close to an intersection can drivers park?

Drivers should park more than 30 feet or 9 metres away from an intersection.

### 3. How far should drivers park away from a fire hydrant?

When parking their vehicle near a fire hydrant, drivers should maintain a distance of 10 feet or 3 metres away from the fire hydrant.

## Common Parking Definitions

Below you will find some of our common definitions from the City's Parking Control By-law # 2005-188. The complete [Parking Control By-law](#) can be found online at the City's website.

**“Fire Route”** means any roadway, driveway, lane, ramp or other means of vehicular access to or from a designated building which is designated as a fire access route by the City's Fire Department and shall include any part of a parking lot set aside by visible markings or markers for the purpose of vehicular movement.

**“Park”** or **“Parking”** means the halting of a vehicle, whether occupied or not, except when halting temporarily for the purpose of and while actually engaged in loading or unloading goods or passengers.

**“Stop”** or **“Stopping”** means the halting or leaving of a motor vehicle, even momentarily, whether occupied or not, except when necessary to avoid conflict or in compliance with the directions of a police officer or of a traffic control sign or signal.



# Choose to walk, bike, bus or park and walk a block ...or two!



## Heading to School?

Be part of the solution! Children benefit from active, safe school travel each day!

Here are some useful websites to check out:

- [www.saferoutestoschool.ca](http://www.saferoutestoschool.ca)
- [www.schoolbuscity.com](http://www.schoolbuscity.com)
- [www.yrp.ca](http://www.yrp.ca)

And don't forget these too:

- [www.yrdsb.ca](http://www.yrdsb.ca)
- [www.ycdsb.ca](http://www.ycdsb.ca)

The Regional Municipality of York  
17250 Yonge Street  
Newmarket, Ontario  
L3Y 6Z1

Telephone: 905-895-1231  
Toll Free: 1-877-464-9675

[www.york.ca](http://www.york.ca)



Walk Safe.  
Drive Safe.  
Be Safe!

### How Can You Help Improve Traffic Conditions Around Schools?

An increasing number of schools throughout York Region are encouraging students and their families to use active travel to school such as walking or biking instead of driving.

Active and Safe Routes to School programs promote increased physical activity, reduced traffic congestion, better air quality and great opportunities to get to know your community and neighbours better!

Physically active children are healthier, able to maintain a healthy body weight, stay focused and learn better at school.

If you live within walking distance to a school, it is recommended that families choose an active travel mode such as walking or biking to get to and from school. If you are outside walking distance, consider having your child take the bus. On occasion, if you decide to drive, parents are encouraged to park legally close to school and walk the last block or two with their child.

**Schools are not designed for high volumes of vehicles. By driving children to school, drivers may be creating dangerous traffic conditions around schools. Schools are areas with multiple distractions for both drivers and pedestrians.**





# WALK Safe

Parents can be great role models for their children. Teach them about pedestrian safety as soon as you start walking with them.

In order to safely cross a street on their own, children need three important skills:

1. Be able to decide on a safe crossing route
2. Realistically assess a vehicle's speed
3. Judge safe gaps in traffic in order to cross the street

These skills are usually not developed until children are between 9 and 11 years of age. Until then, adult supervision is needed.

(Parachute Canada 2013.  
National Injury Prevention Organization.)

## Teach Your Child to Cross the Road Safely

- Stand well back on the sidewalk until ready to cross the street
- Use cross walks and intersections with crossing guards if available
- Make sure vehicles travelling in all directions have come to a complete stop and the road has no visible moving traffic before crossing
- Always make eye contact with the driver
- Walk, do not run
- Walk beside bikes or scooters, do not ride while crossing the road
- Do not wear earphones or text while walking



For older children walking to school, it is important to consider their safety. Encourage them to walk with a walking buddy. More pedestrians actually heightens driver awareness, which can result in slower speeds.



# DRIVE Safe

The real penalty for not obeying traffic regulations is that you may risk the safety of children!

BY-LAWS AND FINES VARY BY MUNICIPALITY.  
CONTACT YOUR LOCAL MUNICIPALITY FOR MORE INFORMATION.

## Signage commonly seen near York Region Schools

**COMMUNITY  
SAFETY  
ZONE**  
**FINES  
INCREASED**


Drivers must observe signage and watch for reduced speed limits. Fines may be doubled.



Supervised Crossing. Cross the street here. Obey the Crossing Guard.




No Parking allowed at the specified times.




School Area - observe speed limit.



No Parking in Fire Routes. These need to be clear for emergency vehicles. Fines range from \$100 to \$200.



No Stopping sign means no stopping at all the times specified; except to obey police or danger on the road.



Prepare to stop for a school bus at any time. Fines range from \$400 to \$2,000 with six demerit points for a first offence.

Drivers please be alert whenever driving in a school community. Here are some drive safe recommendations:

- Observe all road signage
- Follow posted speed limits. School zones usually have reduced speeds so drivers can safely stop to allow children to cross the street
- Avoid U-turns, backing up or making three point turns
- Watch for vehicles, pedestrians, bikes, scooters and stopped school buses
- Observe placement of cross-walks, traffic lights and road signage
- Seek out legal parking areas near school for days when you plan to park and walk a block



Booster seats are required by law until your child is 4'-9", 8 years old or 80 lbs.