

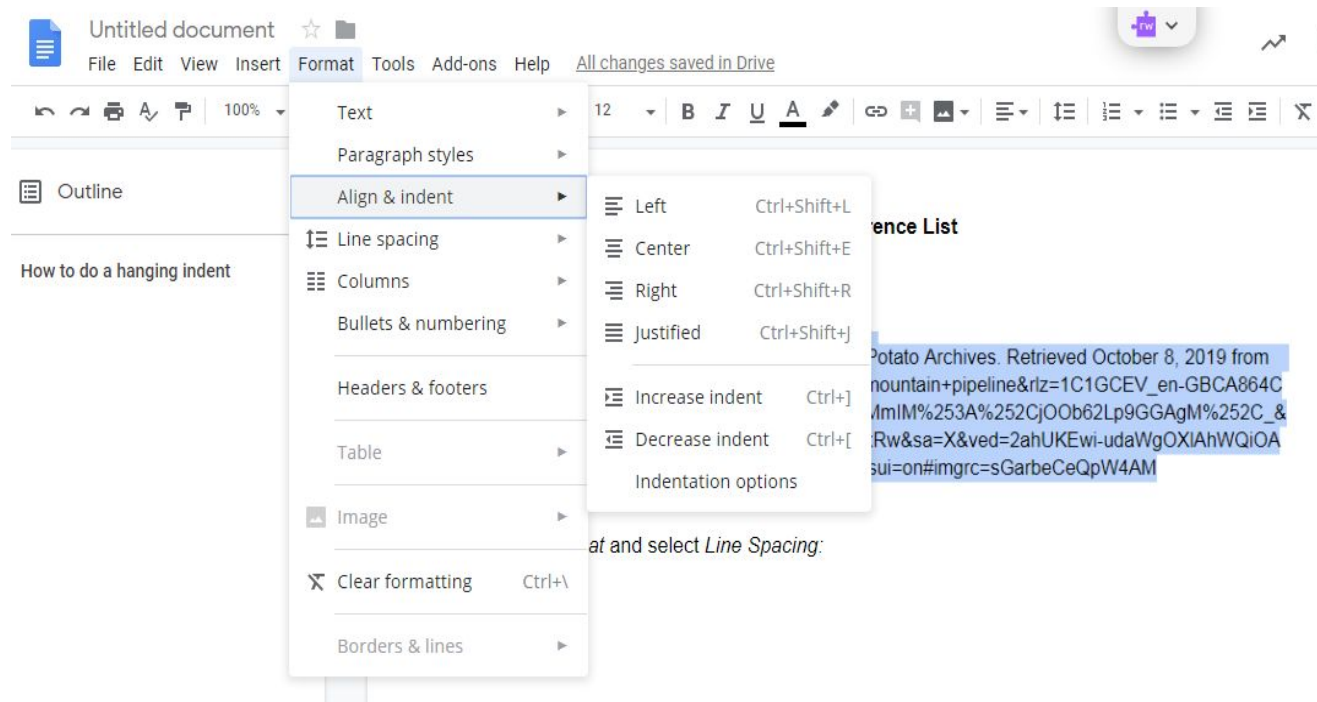
For both MLA Works Cited and APA Reference List

How to do a hanging indent

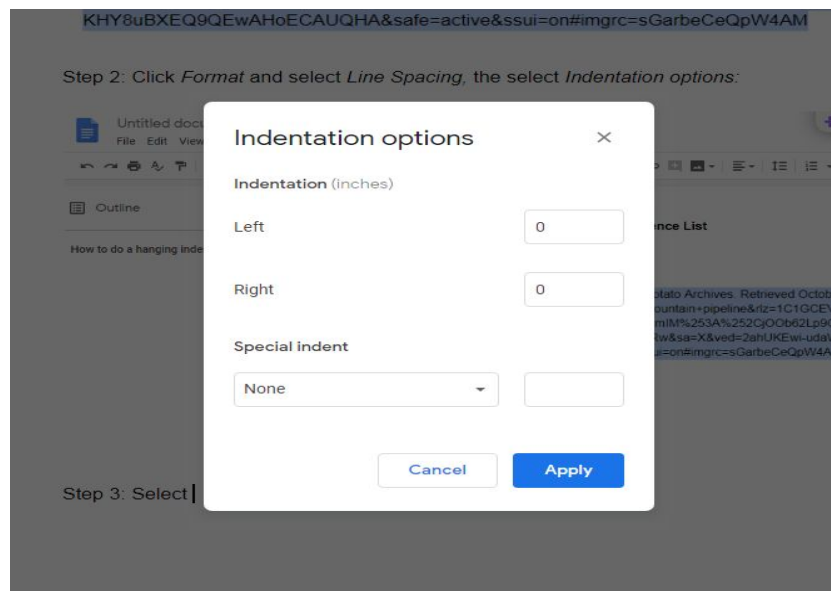
Step 1: Highlight the reference you want to indent

Squarepants, S. (November 9, 1978). *Potato*, The Potato Archives. Retrieved October 8, 2019 from https://www.google.com/search?q=map+of+trans+mountain+pipeline&rlz=1C1GCEV_en-GBCA864CA865&tbm=isch&source=iu&ictx=1&fir=a2j-LlE5KMmIM%253A%252CjOOB62Lp9GGAgM%252C_&vet=1&usg=AI4_-kT8C4frqXzfBCg2BbEwn5tUFTxRw&sa=X&ved=2ahUKEwi-udaWgOXIAhWQiOAKHY8uBXEQ9QEwAHoECAUQHA&safe=active&ssui=on#imgrc=sGarbeCeQpW4AM

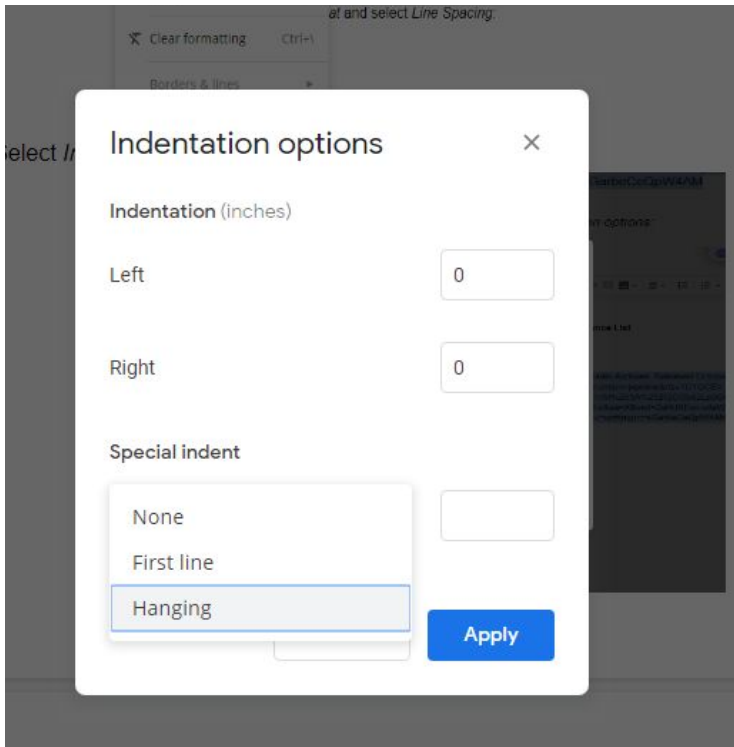
Step 2: Click *Format* and select *Align and Indent*:



Step 3: Select *Indentation options*:



Step 4: Under *Special Indent*, select *Hanging*:



Step 5: Click *Apply*, et voilà!

Squarepants, S. (November 9,1978) *Potato*, The Potato Archives. Retrieved October 8, 2019, from https://www.google.com/search?q=map+of+trans+mountain+pipeline&rlz=1C1GCEV_en-GBCA864CA865&tbm=isch&source=iu&ictx=1&fir=a2j-LIbE5KMmIM%253A%252CjOOOb62Lp9GGAgM%252C_&vet=1&usg=AI4_-kT8C4frqXzfBCg2BbEwn5tUFThxRw&sa=X&ved=2ahUKEwi-udaWgOXIAhWQiOAKHY8uBXEQ9QEwAHoECAUQHA&safe=active&ssui=on#imgrc=sGarbeCeQpW4AM

Step 6: Remember to double space.

Squarepants, S. (November 9,1978) *Potato*, The Potato Archives. Retrieved October 8, 2019, from https://www.google.com/search?q=map+of+trans+mountain+pipeline&rlz=1C1GCEV_en-GBCA864CA865&tbm=isch&source=iu&ictx=1&fir=a2j-LIbE5KMmIM%253A%252CjOOOb62Lp9GGAgM%252C_&vet=1&usg=AI4_-kT8C4frqXzfBCg2BbEwn5tUFThxRw&sa=X&ved=2ahUKEwi-udaWgOXIAhWQiOAKHY8uBXEQ9QEwAHoECAUQHA&safe=active&ssui=on#imgrc=sGarbeCeQpW4AM